

The Big Game Axe

# 2002 IN REVIEW

# 2002 SEASON IN REVIEW

## Cal Posts First Winning Season in Nine Years

Not only did Cal rebound dramatically from its 1-10 debacle the previous year, the 7-5 Bears established themselves as a nationally respected program almost overnight. The 30-7 Big Game victory over Stanford Nov. 23 clinched Cal's first winning season since 1993, when Keith Gilbertson's club etched a 9-4 mark. By shredding No. 25 Arizona State, 55-38, in Tempe Nov. 9, the 2002 Bears became the first Cal team in history to score three road wins against nationally ranked opponents in the same season. The Bears also defeated No. 15 Michigan State (46-22) and No. 12 Washington (34-27). In fact, it had been 52 years since a Cal team had simply beaten three nationally ranked teams in the same campaign period. And national media began to take notice of this upstart team. In the Associated Press poll, the Bears were ranked 23rd on Sept. 15, and received 80 votes—29th most in the nation—Oct. 6. To add further credibility, the *New York Times*' Computer Rankings rated Cal 12th in the country as the Pac-10's highest-rated school on Oct. 6.

## Cal's 6-Win Increase from 2001 Ties for Nation Lead & Ranks 2nd Best Ever at Cal

When you finished the previous season with the worst record (1-10) by a Cal team in 104 years, you know there's only one way to go ... up. And with their impressive 7-5 mark last season, Tedford's Bears produced one of the biggest one-year turnarounds in college football history. They bettered the previous year's mark by six wins, which ties for the biggest increase among

*Right, Kyle Boller. Below, Tully Banta-Cain and Matt Nixon (#47) cause one of Cal's 36 turnovers in 2002.*



Division IA teams last season. And their 5.5-game improvement (margin of wins and losses divided by two) equals the second best one-year turnaround in Cal history. The greatest one-year flip by a Cal team came in 1947, when a man named Lynn "Pappy" Waldorf assumed the head coaching reins and promptly led his Golden Bears to a 9-1 record—a six-and-a-half game improvement from the previous season (2-7 in '46 under Frank Wickhorst).

## Bears Set Modern Day Mark with 427 Points

Spewing out 35.6 points per game, Cal ranked second in scoring offense among Pac-10 teams – just behind USC's 35.8 ppg – and rated 10th nationally. Remarkably, Cal outscored its 2001 counterpart by 226 points, cashing in 53 touchdowns and 427 points in its 12 games. In comparison, the previous season's Cal squad tallied 24 TDs and 201 points *total* over an 11-game schedule and ranked 104th nationally in scoring average (18.3 ppg). The 427 points set the school's modern day record, eclipsing the 1991 club that tallied 406 points in 11 games. The Bears' 55-point outburst at ASU in Week 10 marked the first time Cal scored 55 points or more twice in a season since 1922 (also 70 vs. Baylor).

## Boller Ranked 1st in TDs on Cal's All-Time Passing List

Perhaps the nation's most improved quarterback last year, Kyle Boller finally realized his potential under the tutelage of first-year head coach Jeff Tedford and offensive coordinator George Cortez. One of 14 semifinalists for the Davey O'Brien Award – which is presented annually to college football's top quarterback – Boller capped his collegiate career with one of the greatest passing seasons in school history. Passing such legendary Cal quarterbacks as Craig Morton, Joe Kapp, Steve Bartkowski and Joe Roth, Boller finished No. 2 on the Bears' career passing yardage list with 7,980 yards, only 146 yards shy of Troy Taylor's all-time mark of 8,126. The only Pac-10 quarterback to throw for five touchdowns passes twice last season, Boller tied for second in the league with 28 total TD strikes. He also had a school-record 64 touchdown passes during his Berkeley tenure, a total that ranks seventh on the Pac-10 career chart. Boller threaded 53.4 percent of his attempts (225-421) for 2,815 yards, the second-best season yardage mark in school annals.

## Bears Rank among NCAA Leaders in TO Margin

The Bears were one of the nation's best in the all-important turnover department in 2002. During the year, Cal forced 36 turnovers and committed only 18 for a conference-leading TO margin of +18 – the nation's third-best figure (+1.50 per game). In fact, that +18 figure is the school's best turnover margin since 1951, when Pappy Waldorf's 8-2 Bears finished with a +21 differential. The Bears lived on



*Tailback Joe Igber ran for 1,130 yards on 241 carries in 2002, finishing second on Cal's career rushing list with 3,124 yards..*

the other side of the turnover ledger in 2001, finishing 114th out of 115 Division I-A schools with a woeful -17 margin. The club's 36 takeaways (tied for 3rd in NCAA) last fall were 18 more than Cal managed in an 11-game slate the previous season. Included in that total was a nation-leading 21 fumble recoveries. What's more, Cal scored no less than 121 points off turnovers last season.

## Igber's Vaults into 2nd Place on Career Rushing List

Senior tailback Joe Igber zoomed for 1,130 yards on 241 carries last year to become the first Cal player to rush for 1,000 yards in a season since Lindsay Chapman in 1993 (1,037). Only the ninth player in school history



*Tom Canada tallied 12 sacks in 2002, which was fifth in the Pac-10.*

to reach the plateau, Igber capped his career with a career-best 226 yards in the Big Game. He cranked out 10 100-yard rushing performances in his career, tying the late John Olszewski for third most in Cal history. Only Russell White and Chuck Muncie, who both rushed for 100 yards 15 times, had more century games. Averaging 94.2 ground yards per game last season – the third-best figure in the Pac-10 – Igber's career rushing total rose to 3,124 yards at season's end for the No. 2 spot behind Muncie in the school annals. In addition, the diminutive Igber finished fourth on Cal's career all-purpose yardage chart with 3,879.

## The Switcheroo: Cal Changes for the Better in '02

Very few college football programs underwent such positive one-year transformations the likes of Cal in 2002. In their 11-game schedule the previous year, the Bears were saddled with an 1-10 record and were outdistanced by an average score of 39.2 points to 18.3 points. Completing its 12-game slate last season, Cal carved out its best record (7-5) since 1994 and **outscored** its opponents by a margin of 9.1 points (35.6 to 26.5). Here's the statistical contrast in this remarkable turnaround story:

| <i>Category</i>        | <i>'02</i> | <i>'01</i> |
|------------------------|------------|------------|
| <b>Record</b>          |            |            |
| California .....       | 7-5 .....  | 1-10       |
| Opponent .....         | 5-7 .....  | 10-1       |
| <b>Scoring</b>         |            |            |
| California .....       | 35.6 ..... | 18.3       |
| Opponent .....         | 26.5 ..... | 39.2       |
| <b>Turnovers (by)</b>  |            |            |
| California .....       | 18 .....   | 35         |
| Opponent .....         | 36 .....   | 18         |
| <b>Turnover Margin</b> |            |            |
| California .....       | +18 .....  | -17        |
| Opponent .....         | -18 .....  | +17        |
| <b>Sacks (by)</b>      |            |            |
| California .....       | 44 .....   | 25         |
| Opponent .....         | 25 .....   | 32         |
| <b>Kickoff Returns</b> |            |            |
| California .....       | 24.5 ..... | 18.8       |
| Opponent .....         | 17.4 ..... | 17.2       |
| <b>Punt Returns</b>    |            |            |
| California .....       | 12.8 ..... | 7.1        |
| Opponent .....         | 11.2 ..... | 8.8        |

## Banta-Cain, Canada Rank among Pac-10 Sack Leaders

Tully Banta-Cain, who pillaged opposing quarterbacks for 13 sacks last year and 21 over the past two campaigns, ranked second in the conference in sacks in 2002. Fellow defensive end Tom Canada added 12 sacks to rank fifth in the Pac-10, as the Cal duo became the school's first tandem to hit double-digit sacks in the same season since 1999. Banta-Cain's 26.5 career sacks ranks third on Cal's all-time list, while his 13 sacks and 22 tackles for loss both ranked second behind ASU's Terrell Suggs among Pac-10 leaders last year. In addition, his 13 QB dumps last season were only one-half sack shy of the Bears' single season mark of 13.5 by Andre Carter in 2000.

# 2002 STATISTICS & RESULTS

## 2002 Results

| Date     | Opponent          | Score | Res | Overall |               | Attend |
|----------|-------------------|-------|-----|---------|---------------|--------|
|          |                   |       |     | Record  | Pac-10 Record |        |
| Aug. 31  | Baylor            | 70-22 | W   | 1-0     | 0-0           | 27,185 |
| Sept. 7  | New Mexico State  | 34-13 | W   | 2-0     | 0-0           | 24,692 |
| Sept. 14 | at Michigan State | 46-22 | W   | 3-0     | 0-0           | 72,634 |
| Sept. 21 | Air Force         | 21-23 | L   | 3-1     | 0-0           | 31,816 |
| Sept. 28 | Washington State  | 38-48 | L   | 3-2     | 0-1           | 29,297 |
| Oct. 5   | at Washington     | 34-27 | W   | 4-2     | 1-1           | 71,337 |
| Oct. 12  | at USC            | 28-30 | L   | 4-3     | 1-2           | 63,113 |
| Oct. 19  | UCLA              | 17-12 | W   | 5-3     | 2-2           | 46,697 |
| Oct. 26  | at Oregon State   | 13-24 | L   | 5-4     | 2-3           | 36,603 |
| Nov. 9   | at Arizona State  | 55-38 | W   | 6-4     | 3-3           | 40,769 |
| Nov. 16  | Arizona           | 41-52 | L   | 6-5     | 3-4           | 28,808 |
| Nov. 23  | Stanford          | 30-7  | W   | 7-5     | 4-4           | 71,224 |

## Team Statistics

|                                | Cal        | Opp        |
|--------------------------------|------------|------------|
| <b>SCORING</b>                 | 427        | 318        |
| Points Per Game                | 35.6       | 26.5       |
| <b>FIRST DOWNS</b>             | 229        | 257        |
| Rushing                        | 76         | 82         |
| Passing                        | 137        | 142        |
| Penalty                        | 16         | 33         |
| <b>RUSHING YARDAGE</b>         | 1297       | 1368       |
| Yards gained rushing           | 1650       | 1902       |
| Yards lost rushing             | 353        | 534        |
| Rushing Attempts               | 392        | 456        |
| Average Per Rush               | 3.3        | 3.0        |
| Average Per Game               | 108.1      | 114.0      |
| TDs Rushing                    | 14         | 15         |
| <b>PASSING YARDAGE</b>         | 2971       | 3346       |
| Att-Comp-Int                   | 428-230-10 | 435-253-15 |
| Average Per Pass               | 6.9        | 7.7        |
| Average Per Catch              | 12.9       | 13.2       |
| Average Per Game               | 247.6      | 278.8      |
| TDs Passing                    | 31         | 20         |
| <b>TOTAL OFFENSE</b>           | 4268       | 4714       |
| Total Plays                    | 820        | 891        |
| Average Per Play               | 5.2        | 5.3        |
| Average Per Game               | 355.7      | 392.8      |
| <b>KICK RETURNS: #-YARDS</b>   | 43-1052    | 63-1094    |
| <b>PUNT RETURNS: #-YARDS</b>   | 36-461     | 41-461     |
| <b>INT RETURNS: #-YARDS</b>    | 15-298     | 10-103     |
| <b>KICK RETURN AVERAGE</b>     | 24.5       | 17.4       |
| <b>PUNT RETURN AVERAGE</b>     | 12.8       | 11.2       |
| <b>INT RETURN AVERAGE</b>      | 19.9       | 10.3       |
| <b>FUMBLES-LOST</b>            | 22-8       | 35-21      |
| <b>PENALTIES-YARDS</b>         | 91-836     | 97-849     |
| Average Per Game               | 69.7       | 70.8       |
| <b>PUNTS-YARDS</b>             | 66-2450    | 69-2466    |
| Average Per Punt               | 37.1       | 35.7       |
| Net punt average               | 30.1       | 29.1       |
| <b>TIME OF POSSESSION/GAME</b> | 28:37      | 31:23      |
| <b>3RD-DOWN CONVERSIONS</b>    | 62/180     | 74/186     |
| 3rd-Down Pct                   | 34%        | 40%        |
| <b>4TH-DOWN CONVERSIONS</b>    | 10/16      | 7/13       |
| 4th-Down Pct                   | 62%        | 54%        |
| <b>SACKS BY-YARDS</b>          | 44-349     | 25-188     |
| <b>MISC YARDS</b>              | 15         | 0          |
| <b>TOUCHDOWNS SCORED</b>       | 53         | 38         |
| <b>FIELD GOALS-ATTEMPTS</b>    | 19-27      | 16-22      |
| <b>PAT-ATTEMPTS</b>            | 50-51      | 30-31      |
| <b>ATTENDANCE</b>              | 259719     | 284456     |
| Games/Avg Per Game             | 7/37103    | 5/56891    |

## Score by Quarters

|            | 1st | 2nd | 3rd | 4th | Total |
|------------|-----|-----|-----|-----|-------|
| California | 116 | 128 | 71  | 112 | - 427 |
| Opponents  | 43  | 84  | 105 | 86  | - 318 |

## Rushing

|                  | GP | Att | Gain | Loss | Net  | Avg   | TD | Long | Avg/G |
|------------------|----|-----|------|------|------|-------|----|------|-------|
| Igber, Joe       | 12 | 241 | 1189 | 59   | 1130 | 4.7   | 7  | 55   | 94.2  |
| Williams, T.     | 8  | 37  | 146  | 7    | 139  | 3.8   | 1  | 18   | 17.4  |
| Ward, LaShaun    | 12 | 5   | 35   | 0    | 35   | 7.0   | 0  | 19   | 2.9   |
| Manderino, Crhis | 12 | 8   | 31   | 0    | 31   | 3.9   | 0  | 7    | 2.6   |
| Strang, Vincent  | 8  | 1   | 28   | 0    | 28   | 28.0  | 0  | 28   | 3.5   |
| Porter, Michael  | 6  | 9   | 26   | 0    | 26   | 2.9   | 0  | 7    | 4.3   |
| O'Keith, Marcus  | 2  | 9   | 31   | 7    | 24   | 2.7   | 1  | 8    | 12.0  |
| McArthur, Geoff  | 10 | 2   | 9    | 0    | 9    | 4.5   | 1  | 5    | 0.9   |
| Wilson, Mark     | 12 | 1   | 3    | 0    | 3    | 3.0   | 1  | 3    | 0.2   |
| Team             | 9  | 5   | 1    | 7    | -6   | -1.2  | 0  | 0    | -0.7  |
| Makonnen, J.     | 12 | 2   | 0    | 39   | -39  | -19.5 | 0  | 0    | -3.2  |
| Boller, Kyle     | 12 | 72  | 151  | 234  | -83  | -1.2  | 3  | 15   | -6.9  |
| <b>Total</b>     | 12 | 392 | 1650 | 353  | 1297 | 3.3   | 14 | 55   | 108.1 |
| <b>Opponents</b> | 12 | 456 | 1902 | 534  | 1368 | 3.0   | 15 | 47   | 114.0 |

## Passing

|                  | GP | Effic  | Att-Cmp-Int | Pct   | Yds  | TD | Lng | Avg/G |
|------------------|----|--------|-------------|-------|------|----|-----|-------|
| Boller, K.       | 12 | 126.81 | 421-225-10  | 53.4  | 2815 | 28 | 55  | 234.6 |
| Williams, T.     | 8  | 395.07 | 3-2-0       | 66.7  | 78   | 1  | 71  | 9.8   |
| Robertson, R.    | 3  | 533.80 | 2-2-0       | 100.0 | 64   | 1  | 52  | 21.3  |
| Ward, L.         | 12 | 273.80 | 2-1-0       | 50.0  | 14   | 1  | 14  | 1.2   |
| <b>Total</b>     | 12 | 131.28 | 428-230-10  | 53.7  | 2971 | 31 | 71  | 247.6 |
| <b>Opponents</b> | 12 | 131.05 | 435-253-15  | 58.2  | 3346 | 20 | 85  | 278.8 |

## Receiving

|                  | GP | No. | Yds  | Avg  | TD | Long | Avg/G |
|------------------|----|-----|------|------|----|------|-------|
| Makonnen, J.     | 12 | 54  | 682  | 12.6 | 7  | 40   | 56.8  |
| Swoboda, Tom     | 12 | 42  | 451  | 10.7 | 7  | 36   | 37.6  |
| Ward, LaShaun    | 12 | 39  | 709  | 18.2 | 9  | 54   | 59.1  |
| McArthur, Geoff  | 10 | 36  | 454  | 12.6 | 1  | 47   | 45.4  |
| Igber, Joe       | 12 | 34  | 309  | 9.1  | 3  | 30   | 25.8  |
| Hall, Brandon    | 12 | 8   | 79   | 9.9  | 0  | 20   | 6.6   |
| Manderino, C.    | 12 | 6   | 68   | 11.3 | 1  | 18   | 5.7   |
| Strang, Vincent  | 8  | 5   | 100  | 20.0 | 1  | 55   | 12.5  |
| Boller, Kyle     | 12 | 2   | 21   | 10.5 | 1  | 14   | 1.8   |
| Williams, T.     | 8  | 2   | 15   | 7.5  | 0  | 8    | 1.9   |
| Gray, David      | 5  | 1   | 71   | 71.0 | 1  | 71   | 14.2  |
| Toler, Burl      | 11 | 1   | 12   | 12.0 | 0  | 12   | 1.1   |
| <b>Total</b>     | 12 | 230 | 2971 | 12.9 | 31 | 71   | 247.6 |
| <b>Opponents</b> | 12 | 253 | 3346 | 13.2 | 20 | 85   | 278.8 |

## Total Offense

|                  | G  | Plays | Rush | Pass | Total | Avg/G |
|------------------|----|-------|------|------|-------|-------|
| Boller, Kyle     | 12 | 493   | -83  | 2815 | 2732  | 227.7 |
| Igber, Joe       | 12 | 241   | 1130 | 0    | 1130  | 94.2  |
| Williams, T.     | 8  | 40    | 139  | 78   | 217   | 27.1  |
| Robertson, R.    | 3  | 2     | 0    | 64   | 64    | 21.3  |
| Ward, LaShaun    | 12 | 7     | 35   | 14   | 49    | 4.1   |
| Manderino, C.    | 12 | 8     | 31   | 0    | 31    | 2.6   |
| Strang, Vincent  | 8  | 1     | 28   | 0    | 28    | 3.5   |
| Porter, Michael  | 6  | 9     | 26   | 0    | 26    | 4.3   |
| O'Keith, Marcus  | 2  | 9     | 24   | 0    | 24    | 12.0  |
| McArthur, Geoff  | 10 | 2     | 9    | 0    | 9     | 0.9   |
| Wilson, Mark     | 12 | 1     | 3    | 0    | 3     | 0.2   |
| Team             | 9  | 5     | -6   | 0    | -6    | -0.7  |
| Makonnen, J.     | 12 | 2     | -39  | 0    | -39   | -3.2  |
| <b>Total</b>     | 12 | 820   | 1297 | 2971 | 4268  | 355.7 |
| <b>Opponents</b> | 12 | 891   | 1368 | 3346 | 4714  | 392.8 |

### Scoring

|                  | TD        | FGs          | PATs         |            |          |            |          | Saf      | Points     |
|------------------|-----------|--------------|--------------|------------|----------|------------|----------|----------|------------|
|                  |           |              | Kick         | Rush       | Rcv      | Pass       | DXP      |          |            |
| Jensen, Mark     | 0         | 19-27        | 50-51        | 0-0        | 0        | 0-0        | 0        | 0        | 107        |
| Igber, Joe       | 10        | 0-0          | 0-0          | 0-0        | 0        | 0-0        | 0        | 0        | 60         |
| Ward, LaShaun    | 10        | 0-0          | 0-0          | 0-0        | 0        | 0-0        | 0        | 0        | 60         |
| Swoboda, Tom     | 7         | 0-0          | 0-0          | 0-0        | 0        | 0-0        | 0        | 0        | 42         |
| Makonnen, J.     | 7         | 0-0          | 0-0          | 0-0        | 0        | 0-0        | 0        | 0        | 42         |
| Boller, Kyle     | 4         | 0-0          | 0-0          | 0-0        | 0        | 0-2        | 0        | 0        | 24         |
| Powell, Jemeel   | 3         | 0-0          | 0-0          | 0-0        | 0        | 0-0        | 0        | 0        | 18         |
| McArthur, Geoff  | 2         | 0-0          | 0-0          | 0-0        | 0        | 0-0        | 0        | 0        | 12         |
| Gray, David      | 1         | 0-0          | 0-0          | 0-0        | 0        | 0-0        | 0        | 0        | 6          |
| Wilson, Mark     | 1         | 0-0          | 0-0          | 0-0        | 0        | 0-0        | 0        | 0        | 6          |
| Forrester, Wale  | 1         | 0-0          | 0-0          | 0-0        | 0        | 0-0        | 0        | 0        | 6          |
| O'Keith, Marcus  | 1         | 0-0          | 0-0          | 0-0        | 0        | 0-0        | 0        | 0        | 6          |
| Strang, Vincent  | 1         | 0-0          | 0-0          | 0-0        | 0        | 0-0        | 0        | 0        | 6          |
| Manderino, C.    | 1         | 0-0          | 0-0          | 0-0        | 0        | 0-0        | 0        | 0        | 6          |
| Nixon, Matt      | 1         | 0-0          | 0-0          | 0-0        | 0        | 0-0        | 0        | 0        | 6          |
| Asomugha, N.     | 1         | 0-0          | 0-0          | 0-0        | 0        | 0-0        | 0        | 0        | 6          |
| Bethea, James    | 1         | 0-0          | 0-0          | 0-0        | 0        | 0-0        | 0        | 0        | 6          |
| Williams, T.     | 1         | 0-0          | 0-0          | 0-0        | 0        | 0-0        | 0        | 0        | 6          |
| Team             | 0         | 0-0          | 0-0          | 0-0        | 0        | 0-0        | 0        | 1        | 2          |
| Hall, Brandon    | 0         | 0-0          | 0-0          | 0-0        | 0        | 0-0        | 0        | 0        | 0          |
| <b>Total</b>     | <b>53</b> | <b>19-27</b> | <b>50-51</b> | <b>0-0</b> | <b>0</b> | <b>0-2</b> | <b>0</b> | <b>1</b> | <b>427</b> |
| <b>Opponents</b> | <b>38</b> | <b>16-22</b> | <b>30-31</b> | <b>1-2</b> | <b>3</b> | <b>3-5</b> | <b>0</b> | <b>2</b> | <b>318</b> |

### Field Goals

|              | FGM-FGA | Pct  | 01-19 | 20-29 | 30-39 | 40-49 | 50-99 | Lg | Blk |
|--------------|---------|------|-------|-------|-------|-------|-------|----|-----|
| Jensen, Mark | 19-27   | 70.4 | 1-1   | 8-8   | 4-8   | 4-8   | 2-2   | 51 | 2   |

### Punting

|                  | No.       | Yds         | Avg         | Long      | TB       | FC        | I20       | Blkd     |
|------------------|-----------|-------------|-------------|-----------|----------|-----------|-----------|----------|
| Fredrickson, T.  | 62        | 2450        | 39.5        | 66        | 2        | 10        | 19        | 3        |
| Team             | 4         | 0           | 0.0         | 0         | 0        | 0         | 0         | 1        |
| <b>Total</b>     | <b>66</b> | <b>2450</b> | <b>37.1</b> | <b>66</b> | <b>2</b> | <b>10</b> | <b>19</b> | <b>4</b> |
| <b>Opponents</b> | <b>69</b> | <b>2466</b> | <b>35.7</b> | <b>56</b> | <b>1</b> | <b>11</b> | <b>15</b> | <b>3</b> |

### Interceptions

|                  | No.       | Yds        | Avg         | TD       | Long       |
|------------------|-----------|------------|-------------|----------|------------|
| Powell, Jemeel   | 5         | 63         | 12.6        | 1        | 26         |
| Bethea, James    | 4         | 48         | 12.0        | 0        | 32         |
| Asomugha, N.     | 3         | 85         | 28.3        | 1        | 85         |
| McCleskey, D.    | 1         | 0          | 0.0         | 0        | 0          |
| Nixon, Matt      | 1         | 100        | 100.0       | 1        | 100        |
| Ugenti, Paul     | 1         | 2          | 2.0         | 0        | 2          |
| <b>Total</b>     | <b>15</b> | <b>298</b> | <b>19.9</b> | <b>3</b> | <b>100</b> |
| <b>Opponents</b> | <b>10</b> | <b>103</b> | <b>10.3</b> | <b>1</b> | <b>42</b>  |

### Kick Returns

|                  | No.       | Yds         | Avg         | TD       | Long      |
|------------------|-----------|-------------|-------------|----------|-----------|
| Ward, LaShaun    | 28        | 809         | 28.9        | 1        | 94        |
| Bethea, James    | 9         | 206         | 22.9        | 0        | 49        |
| McCleskey, D.    | 3         | 28          | 9.3         | 0        | 14        |
| Team             | 2         | 0           | 0.0         | 0        | 0         |
| Manderino, C.    | 1         | 9           | 9.0         | 0        | 9         |
| <b>Total</b>     | <b>43</b> | <b>1052</b> | <b>24.5</b> | <b>1</b> | <b>94</b> |
| <b>Opponents</b> | <b>63</b> | <b>1094</b> | <b>17.4</b> | <b>0</b> | <b>51</b> |

### Fumble Returns

|                  | No.      | Yds       | Avg        | TD       | Long     |
|------------------|----------|-----------|------------|----------|----------|
| Banta-Cain, T.   | 2        | 12        | 6.0        | 0        | 6        |
| Forrester, Wale  | 1        | 3         | 3.0        | 0        | 3        |
| Bethea, James    | 0        | 0         | 0.0        | 1        | 0        |
| <b>Total</b>     | <b>3</b> | <b>15</b> | <b>5.0</b> | <b>1</b> | <b>6</b> |
| <b>Opponents</b> | <b>0</b> | <b>0</b>  | <b>0.0</b> | <b>0</b> | <b>0</b> |

### Punt Returns

|                  | No.       | Yds        | Avg         | TD       | Long      |
|------------------|-----------|------------|-------------|----------|-----------|
| Powell, Jemeel   | 32        | 389        | 12.2        | 2        | 90        |
| Alexander, L.    | 1         | 23         | 23.0        | 0        | 0         |
| Gutierrez, Ryan  | 1         | 17         | 17.0        | 0        | 17        |
| Eriksen, K.      | 1         | 2          | 2.0         | 0        | 2         |
| Drake, Jeremy    | 1         | 12         | 12.0        | 0        | 0         |
| Forrester, Wale  | 0         | 18         | 0.0         | 1        | 18        |
| <b>Total</b>     | <b>36</b> | <b>461</b> | <b>12.8</b> | <b>3</b> | <b>90</b> |
| <b>Opponents</b> | <b>41</b> | <b>461</b> | <b>11.2</b> | <b>2</b> | <b>35</b> |

### All-Purpose Yardage

|                  | G         | Rush        | Rec         | PR         | KOR         | IR         | Tot         | Avg/G        |
|------------------|-----------|-------------|-------------|------------|-------------|------------|-------------|--------------|
| Ward, LaShaun    | 12        | 35          | 709         | 0          | 809         | 0          | 1553        | 129.4        |
| Igber, Joe       | 12        | 1130        | 309         | 0          | 0           | 0          | 1439        | 119.9        |
| Makonnen, J.     | 12        | -39         | 682         | 0          | 0           | 0          | 643         | 53.6         |
| McArthur, Geoff  | 10        | 9           | 454         | 0          | 0           | 0          | 463         | 46.3         |
| Powell, Jemeel   | 12        | 0           | 0           | 389        | 0           | 63         | 452         | 37.7         |
| Swoboda, Tom     | 12        | 0           | 451         | 0          | 0           | 0          | 451         | 37.6         |
| Bethea, James    | 12        | 0           | 0           | 0          | 206         | 48         | 254         | 21.2         |
| Williams, T.     | 8         | 139         | 15          | 0          | 0           | 0          | 154         | 19.2         |
| Strang, Vincent  | 8         | 28          | 100         | 0          | 0           | 0          | 128         | 16.0         |
| Manderino, C.    | 12        | 31          | 68          | 0          | 9           | 0          | 108         | 9.0          |
| Nixon, Matt      | 11        | 0           | 0           | 0          | 0           | 100        | 100         | 9.1          |
| Asomugha, N.     | 12        | 0           | 0           | 0          | 0           | 85         | 85          | 7.1          |
| Hall, Brandon    | 12        | 0           | 79          | 0          | 0           | 0          | 79          | 6.6          |
| Gray, David      | 5         | 0           | 71          | 0          | 0           | 0          | 71          | 14.2         |
| McCleskey, D.    | 12        | 0           | 0           | 0          | 28          | 0          | 28          | 2.3          |
| Porter, Michael  | 6         | 26          | 0           | 0          | 0           | 0          | 26          | 4.3          |
| O'Keith, Marcus  | 2         | 24          | 0           | 0          | 0           | 0          | 24          | 12.0         |
| Alexander, L.    | 12        | 0           | 0           | 23         | 0           | 0          | 23          | 1.9          |
| Forrester, Wale  | 12        | 0           | 0           | 18         | 0           | 0          | 18          | 1.5          |
| Gutierrez, Ryan  | 11        | 0           | 0           | 17         | 0           | 0          | 17          | 1.5          |
| Drake, Jeremy    | 12        | 0           | 0           | 12         | 0           | 0          | 12          | 1.0          |
| Toler, Burl      | 11        | 0           | 12          | 0          | 0           | 0          | 12          | 1.1          |
| Wilson, Mark     | 12        | 3           | 0           | 0          | 0           | 0          | 3           | 0.2          |
| Eriksen, K.      | 12        | 0           | 0           | 2          | 0           | 0          | 2           | 0.2          |
| Ugenti, Paul     | 12        | 0           | 0           | 0          | 0           | 2          | 2           | 0.2          |
| Team             | 9         | -6          | 0           | 0          | 0           | 0          | -6          | -0.7         |
| Boller, Kyle     | 12        | -83         | 21          | 0          | 0           | 0          | -62         | -5.2         |
| <b>Total</b>     | <b>12</b> | <b>1297</b> | <b>2971</b> | <b>461</b> | <b>1052</b> | <b>298</b> | <b>6079</b> | <b>506.6</b> |
| <b>Opponents</b> | <b>12</b> | <b>1368</b> | <b>3346</b> | <b>461</b> | <b>1094</b> | <b>103</b> | <b>6372</b> | <b>531.0</b> |

### Defensive Leaders

|                  | GP        | UT         | AT         | Total      | TFL            | Sacks         | Int           | BrUp      | FR           |
|------------------|-----------|------------|------------|------------|----------------|---------------|---------------|-----------|--------------|
| Watts, Bert      | 12        | 61         | 19         | 80         | 2.5-4          | 0             | 0             | 2         | 1-0          |
| Daniels, Marcus  | 12        | 45         | 23         | 68         | 6.5-13         | 0             | 0             | 3         | 1-0          |
| Nixon, Matt      | 11        | 47         | 14         | 61         | 12.5-35        | 3.5-26        | 1-100         | 4         | 1-0          |
| Asomugha, N.     | 12        | 42         | 11         | 53         | 4.5-21         | 0             | 3-85          | 10        | 2-0          |
| McCleskey, D.    | 12        | 38         | 7          | 45         | 3.0-11         | 0             | 1-0           | 5         | 1-0          |
| Hunter, Wendell  | 12        | 31         | 12         | 43         | 2.5-16         | 1.0-9         | 0             | 1         | 0            |
| Powell, Jemeel   | 12        | 37         | 5          | 42         | 0              | 0             | 5-63          | 8         | 0            |
| Bethea, James    | 12        | 35         | 7          | 42         | 0              | 0             | 4-48          | 4         | 1-0          |
| Banta-Cain, T.   | 12        | 30         | 9          | 39         | 22.0-126       | 13.0-100      | 0             | 3         | 2-12         |
| Ugenti, Paul     | 12        | 27         | 10         | 37         | 4.0-15         | 1.0-8         | 1-2           | 0         | 1-0          |
| Nwangwu, Daniel  | 11        | 27         | 4          | 31         | 1.5-2          | 0             | 0             | 1         | 3-0          |
| Hosey, Calvin    | 12        | 18         | 13         | 31         | 4.5-12         | 0             | 0             | 1         | 0            |
| Tremblay, Brian  | 12        | 19         | 8          | 27         | 0.5-1          | 0             | 0             | 0         | 0            |
| Gustavson, J.    | 12        | 18         | 8          | 26         | 5.5-37         | 4.5-32        | 0             | 2         | 2-0          |
| Alexander, L.    | 12        | 19         | 6          | 25         | 5.0-13         | 1.0-5         | 0             | 0         | 1-0          |
| Canada, Tom      | 9         | 18         | 5          | 23         | 13.0-100       | 12.0-99       | 0             | 1         | 1-0          |
| Drake, Jeremy    | 12        | 16         | 5          | 21         | 0              | 0             | 0             | 2         | 1-0          |
| McGrath, Mike    | 12        | 17         | 4          | 21         | 0              | 0             | 0             | 0         | 0            |
| Beckham, Josh    | 12        | 11         | 7          | 18         | 4.5-21         | 3.0-18        | 0             | 1         | 0            |
| Cherry, Jamaal   | 12        | 12         | 4          | 16         | 4.5-35         | 3.5-34        | 0             | 0         | 1-0          |
| Gutierrez, Ryan  | 11        | 13         | 1          | 14         | 0              | 0             | 0             | 0         | 1-0          |
| Klotsche, John   | 2         | 11         | 2          | 13         | 3.0-7          | 0             | 0             | 1         | 0            |
| Sverchek, Tom    | 10        | 4          | 4          | 8          | 2.5-8          | 0.5-5         | 0             | 1         | 0            |
| Smith, Harrison  | 6         | 8          | 0          | 8          | 0              | 0             | 0             | 0         | 0            |
| Eriksen, K.      | 12        | 4          | 2          | 6          | 1.0-2          | 0             | 0             | 0         | 0            |
| Forrester, Wale  | 12        | 2          | 1          | 3          | 0              | 0             | 0             | 0         | 1-3          |
| Marcus, J.       | 1         | 2          | 0          | 2          | 0              | 0             | 0             | 0         | 0            |
| Team             | 9         | 2          | 0          | 2          | 1.0-2          | 0             | 0             | 0         | 0            |
| Lupoi, Tosh      | 12        | 2          | 0          | 2          | 0              | 0             | 0             | 1         | 0            |
| Porter, Michael  | 6         | 2          | 0          | 2          | 0              | 0             | 0             | 1         | 0            |
| Gray, David      | 5         | 2          | 0          | 2          | 0              | 0             | 0             | 0         | 0            |
| Parson, Monte    | 4         | 1          | 1          | 2          | 1.0-9          | 1.0-9         | 0             | 1         | 0            |
| Thompson, Eli    | 1         | 2          | 0          | 2          | 0              | 0             | 0             | 0         | 0            |
| Makonnen, J.     | 12        | 2          | 0          | 2          | 0              | 0             | 0             | 0         | 0            |
| Povio, Brandon   | 4         | 1          | 1          | 2          | 0              | 0             | 0             | 1         | 0            |
| Igber, Joe       | 12        | 2          | 0          | 2          | 0              | 0             | 0             | 0         | 0            |
| Foltz, Ryan      | 12        | 1          | 0          | 1          | 0              | 0             | 0             | 0         | 0            |
| Nguyen, Minh     | 2         | 1          | 0          | 1          | 0              | 0             | 0             | 0         | 0            |
| Boller, Kyle     | 12        | 1          | 0          | 1          | 0              | 0             | 0             | 0         | 0            |
| Perkins, R.      | 1         | 1          | 0          | 1          | 0              | 0             | 0             | 0         | 0            |
| Pukini, Josh     | 1         | 1          | 0          | 1          | 1.0-4          | 1.0-4         | 0             | 0         | 0            |
| Snell, Eric      | 3         | 1          | 0          | 1          | 0              | 0             | 0             | 0         | 0            |
| Fredrickson, T.  | 12        | 0          | 1          | 1          | 0              | 0             | 0             | 0         | 0            |
| Swoboda, Tom     | 12        | 1          | 0          | 1          | 0              | 0             | 0             | 0         | 0            |
| Ward, LaShaun    | 12        | 1          | 0          | 1          | 0              | 0             | 0             | 0         | 0            |
| <b>Total</b>     | <b>12</b> | <b>636</b> | <b>194</b> | <b>830</b> | <b>106-494</b> | <b>44-349</b> | <b>15-298</b> | <b>54</b> | <b>21-15</b> |
| <b>Opponents</b> | <b>12</b> | <b>539</b> | <b>147</b> | <b>686</b> | <b>73-300</b>  | <b>25-188</b> | <b>10-103</b> | <b>56</b> | <b>8-0</b>   |

# 2002 FOOTBALL BESTS

## Top Individual Performances

| <i>Rushing</i>                 | <i>No</i> | <i>Gain</i> | <i>Loss</i> | <i>Net Yards</i> | <i>TD</i> | <i>Long</i> | <i>Avg.</i> |
|--------------------------------|-----------|-------------|-------------|------------------|-----------|-------------|-------------|
| Joe Igber vs. Stanford         | 26        | 230         | 4           | 226              | 1         | 55          | 8.7         |
| Joe Igber at Arizona State     | 30        | 148         | 4           | 144              | 0         | 36          | 4.8         |
| Joe Igber vs. Washington State | 20        | 119         | 8           | 111              | 1         | 38          | 5.6         |

| <i>Receiving</i>                       | <i>No</i> | <i>Yards</i> | <i>TD</i> | <i>Long</i> |
|--|-----------|--------------|-----------|-------------|
| Jonathan Makonnen at Oregon State      | 8         | 55           | 0         | 15          |
| Jonathan Makonnen vs. Washington State | 7         | 136          | 1         | 39          |
| LaShaun Ward at USC                    | 7         | 96           | 0         | 21          |
| Geoff McArthur vs. Washington State    | 7         | 96           | 0         | 37          |

| <i>Passing</i>                   | <i>Att</i> | <i>Comp</i> | <i>Int</i> | <i>Yds</i> | <i>TD</i> | <i>Long</i> |
|----------------------------------|------------|-------------|------------|------------|-----------|-------------|
| Kyle Boller vs. Washington State | 47         | 29          | 2          | 371        | 4         | 39          |
| Kyle Boller vs. Arizona          | 45         | 22          | 2          | 298        | 2         | 27          |
| Kyle Boller at Oregon State      | 51         | 27          | 1          | 284        | 0         | 47          |

| <i>Tackles</i>               | <i>UT</i> | <i>AT</i> | <i>Total</i> | <i>Loss</i> | <i>Sack</i> | <i>Int</i> | <i>PD</i> |
|------------------------------|-----------|-----------|--------------|-------------|-------------|------------|-----------|
| Bert Watts at USC            | 13        | 2         | 15           | 0-0         | 0-0         |            |           |
| Bert Watts vs. Air Force     | 10        | 1         | 11           | 1-3         | 0-0         | 0          | 0         |
| Matt Nixon vs. Air Force     | 8         | 2         | 10           | 0-0         | 0-0         | 0          | 0         |
| Marcus Daniels at Washington | 3         | 7         | 10           | 0-0         | 0-0         | 0          | 0         |

## Longest Plays

|                | <i>California</i>                       | <i>Opponent</i>                        |
|----------------|---|--|
| Run            | 55, Joe Igber vs. Stanford              | 47, Dwight Wright, Oregon State        |
| Pass           | 71, Williams to Gray vs. Baylor         | 85, Karas to Newhouse, Baylor          |
| Punt           | 66, Tyler Fredrickson at Michigan State | 85, Walter to Lightfoot, Arizona State |
| Punt Return    | 90, Jemeel Powell at Michigan State     | 56, Tim Parker, Arizona State          |
| Kickoff Return | 94, LaShaun Ward vs. Arizona            | 35, Marcus Trufant, Washington State   |
| Int. Return    | 100, Matt Nixon vs. Baylor              | 51, Jaren Hayes, Michigan State        |
|                |   | 42, Ray Wells, Arizona                 |

## Team Performances

### Season Highs

|                          | <i>California</i>                     | <i>Opponent</i>       |
|--------------------------|---------------------------------------|-----------------------|
| Points .....             | 70 vs. Baylor .....                   | 52, Arizona           |
| First Downs .....        | 25 vs. Washington State .....         | 28, USC               |
| Rushing Attempts .....   | 42 at Washington, Arizona State ..... | 56, Air Force         |
| Net Yards Rushing .....  | 219 vs. Stanford .....                | 301, Oregon State     |
| Net Yards Passing .....  | 371 vs. Washington State .....        | 492, Arizona          |
| Offensive Plays .....    | 79 at Oregon State .....              | 90, USC               |
| Total Net Yards .....    | 472 vs. Washington State .....        | 578, Washington State |
| Time of Possession ..... | 33:57 vs. Washington State .....      | 38:32, USC            |
| Sacks By .....           | 7 vs. UCLA (76 yards) .....           | 5, Arizona (39 yards) |

### Season Lows

|                          | <i>California</i>            | <i>Opponent</i>                                 |
|--------------------------|------------------------------|---|
| Points .....             | 17 vs. UCLA .....            | 12, UCLA  |
| First Downs .....        | 11 vs. UCLA .....            | 17, Air Force                                   |
| Rushing Attempts .....   | 16 at Oregon State .....     | 27, Washington State,<br>Arizona State, Arizona |
| Net Yards Rushing .....  | 40 vs. UCLA .....            | -5, Arizona                                     |
| Net Yards Passing .....  | 133 vs. UCLA .....           | 22, Air Force                                   |
| Offensive Plays .....    | 55 at USC .....              | 64, Air Force                                   |
| Total Net Yards .....    | 173 vs. UCLA .....           | 226, UCLA                                       |
| Time of Possession ..... | 21:28 at USC .....           | 26:03, Washington State                         |
| Sacks By .....           | 1 vs. Washington State ..... | 1, 5 times                                      |

# 2002 SINGLE GAME STATISTICS

## RUSHING

|                 | <i>Igber</i> | <i>Williams</i> | <i>O'Keith</i> |
|-----------------|--------------|-----------------|----------------|
| Baylor          | 13-65, 0     | 4-13, 0         | 5-21, 1        |
| New Mexico St.  | 18-87, 1     | 5-15, 0         | DNP            |
| at Michigan St. | 21-108, 0    | 4-23, 0         | 3-3, 0         |
| Air Force       | 18-74, 0     | 4-7, 0          | INJ            |
| Washington St.  | 20-111, 1    | DNP             | INJ            |
| at Washington   | 31-92, 0     | 3-8, 0          | INJ            |
| at USC          | 14-54, 1     | 1-1, 1          | INJ            |
| UCLA            | 20-55, 1     | 7-41, 0         | INJ            |
| at Oregon St.   | 11-33, 1     | 9-31, 0         | INJ            |
| at Arizona St.  | 30-144, 0    | INJ             | INJ            |
| Arizona         | 19-96, 1     | INJ             | INJ            |
| Stanford        | 26-226, 1    | INJ             | INJ            |

## PASSING

|                 | <i>Boller</i>           | <i>Robertson</i>    | <i>Schwartz</i> |
|-----------------|-------------------------|---------------------|-----------------|
| Baylor          | 18-26-213, 3 TD, 0 Int  | 2-2-64, 1 TD, 0 Int | 0-0-0           |
| New Mexico St.  | 19-32-180, 2 TD, 0 Int  | DNP                 | DNP             |
| at Michigan St. | 19-33-232, 2 TD, 1 Int  | 0-0-0, 0 TD, 0 Int  | DNP             |
| Air Force       | 13-37-216, 1 TD, 1 Int  | DNP                 | DNP             |
| Washington St.  | 29-47-371, 4 TD, 2 Int  | DNP                 | DNP             |
| at Washington   | 13-24-266, 5 TD, 0 Int  | DNP                 | DNP             |
| at USC          | 20-30-221, 2 TD, 1 Int  | DNP                 | DNP             |
| UCLA            | 13-30, 133, 1 TD, 0 Int | DNP                 | DNP             |
| at Oregon St.   | 27-51, 284, 0 TD, 1 Int | DNP                 | DNP             |
| at Arizona St.  | 16-35-213, 5 TD, 1 Int  | DNP                 | DNP             |
| Arizona         | 22-45-298, 2 TD, 2 Int  | DNP                 | DNP             |
| Stanford        | 16-31-188, 2 TD, 1 Int  | DNP                 | DNP             |

## Receiving

|                 | <i>D. Gray</i> | <i>Igber</i> | <i>Makonnen</i> | <i>Manderino</i> | <i>McArthur</i> | <i>Strang</i> | <i>Swoboda</i> | <i>Ward</i> |
|-----------------|----------------|--------------|-----------------|------------------|-----------------|---------------|----------------|-------------|
| Baylor          | 1-71, 1        | 2-14, 1      | 3-43, 0         | 3-41, 1          | 7-90, 1         | 0-0, 0        | 0-0, 0         | 4-77, 1     |
| New Mexico St.  | 0-0, 0         | 3-60, 0      | 3-19, 0         | 0-0, 0           | 4-26, 0         | 0-0, 0        | 6-45, 1        | 2-21, 1     |
| at Michigan St. | 0-0, 0         | 4-44, 1      | 4-47, 0         | 0-0, 0           | 7-62, 0         | 0-0, 0        | 1-11, 0        | 3-68, 1     |
| Air Force       | INJ            | 0-0, 0       | 5-92, 1         | 0-0, 0           | 5-85, 0         | DNP           | 0-0, 0         | 3-39, 0     |
| Washington St.  | INJ            | 5-33, 0      | 7-136, 1        | 1-7, 0           | 7-96, 0         | DNP           | 6-60, 1        | 3-39, 1     |
| at Washington   | INJ            | 2-21, 0      | 4-70, 2         | 0-0, 0           | 0-0, 0          | 2-64, 1       | 1-23, 1        | 3-68, 1     |
| at USC          | INJ            | 2-25, 0      | 3-22, 1         | 0-0, 0           | INJ             | 2-25, 0       | 6-53, 1        | 7-96, 0     |
| UCLA            | INJ            | 2-6, 0       | 4-42, 0         | 1-3, 0           | 1-10, 0         | 0-0, 0        | 2-32, 1        | 3-40, 0     |
| at Oregon St.   | INJ            | 3-26, 0      | 8-55, 0         | 0-0, 0           | 2-20, 0         | 0-0, 0        | 7-77, 0        | 4-81, 0     |
| at Arizona St.  | INJ            | 4-33, 1      | 5-68, 2         | 0-0, 0           | 0-0, 0          | 0-0, 0        | 4-46, 1        | 1-47, 1     |
| Arizona         | INJ            | 4-30, 0      | 1-19, 0         | 0-0, 0           | 3-65, 0         | 0-0, 0        | 7-83, 1        | 4-80, 1     |
| Stanford        | INJ            | 3-17, 0      | 7-69, 0         | 1-17, 0          | 0-0, 0          | 1-11, 0       | 2-21, 0        | 2-53, 2     |

## Team Statistics

| <i>Opponent</i>   | <i>Score</i> | <i>First Downs</i> | <i>Time of Poss</i> | <i>Rushing</i> |            |           |            |             | <i>Passing</i> |            |           |              | <i>Total Offense</i> |           |  |
|-------------------|--------------|--------------------|---------------------|----------------|------------|-----------|------------|-------------|----------------|------------|-----------|--------------|----------------------|-----------|--|
|                   |              |                    |                     | <i>No</i>      | <i>Yds</i> | <i>TD</i> | <i>Att</i> | <i>Comp</i> | <i>Int</i>     | <i>Yds</i> | <i>TD</i> | <i>Plays</i> | <i>Yds</i>           | <i>TD</i> |  |
| Baylor            | 22           | 21                 | 35:18               | 40             | 79         | 2         | 39         | 23          | 4              | 323        | 1         | 79           | 402                  | 3         |  |
| at California     | 70           | 21                 | 24:42               | 31             | 105        | 3         | 30         | 22          | 0              | 355        | 5         | 61           | 460                  | 8         |  |
| New Mexico State  | 13           | 22                 | 34:19               | 51             | 169        | 0         | 26         | 16          | 0              | 161        | 1         | 77           | 330                  | 1         |  |
| at California     | 34           | 17                 | 25:41               | 31             | 120        | 2         | 32         | 19          | 0              | 180        | 2         | 63           | 300                  | 4         |  |
| at Michigan State | 22           | 24                 | 28:15               | 30             | 87         | 0         | 38         | 20          | 2              | 265        | 3         | 68           | 352                  | 3         |  |
| California        | 46           | 23                 | 31:45               | 36             | 135        | 1         | 35         | 20          | 1              | 246        | 3         | 71           | 381                  | 4         |  |
| Air Force         | 23           | 17                 | 32:14               | 56             | 295        | 3         | 8          | 3           | 0              | 22         | 0         | 64           | 317                  | 3         |  |
| at California     | 21           | 18                 | 27:46               | 31             | 119        | 0         | 38         | 13          | 1              | 216        | 1         | 69           | 335                  | 1         |  |
| Washington State  | 48           | 27                 | 26:03               | 27             | 104        | 1         | 45         | 29          | 0              | 474        | 4         | 72           | 578                  | 5         |  |
| at California     | 38           | 25                 | 33:57               | 27             | 101        | 2         | 47         | 29          | 2              | 371        | 3         | 74           | 478                  | 5         |  |
| at Washington     | 27           | 26                 | 30:52               | 28             | 42         | 2         | 59         | 25          | 2              | 399        | 0         | 87           | 441                  | 2         |  |
| California        | 34           | 17                 | 29:08               | 42             | 125        | 0         | 24         | 13          | 0              | 266        | 5         | 66           | 391                  | 5         |  |
| at USC            | 30           | 28                 | 38:32               | 51             | 175        | 1         | 39         | 25          | 2              | 289        | 2         | 90           | 464                  | 3         |  |
| California        | 28           | 17                 | 21:28               | 25             | 90         | 2         | 30         | 20          | 1              | 221        | 2         | 55           | 311                  | 4         |  |
| UCLA              | 12           | 18                 | 32:52               | 39             | 29         | 1         | 29         | 16          | 1              | 197        | 0         | 68           | 226                  | 1         |  |
| at California     | 17           | 11                 | 27:08               | 34             | 40         | 1         | 30         | 13          | 0              | 133        | 1         | 64           | 173                  | 2         |  |
| at Oregon State   | 24           | 18                 | 26:55               | 43             | 301        | 3         | 24         | 8           | 0              | 80         | 0         | 67           | 381                  | 3         |  |
| California        | 13           | 17                 | 33:05               | 28             | 16         | 1         | 51         | 27          | 1              | 284        | 0         | 79           | 300                  | 1         |  |
| at Arizona State  | 38           | 19                 | 27:39               | 27             | -2         | 1         | 50         | 29          | 1              | 477        | 4         | 77           | 475                  | 5         |  |
| California        | 55           | 20                 | 32:21               | 42             | 168        | 0         | 35         | 16          | 1              | 213        | 5         | 77           | 371                  | 6         |  |
| Arizona           | 52           | 23                 | 33:43               | 32             | -5         | 1         | 45         | 31          | 1              | 492        | 4         | 77           | 487                  | 5         |  |
| at California     | 41           | 20                 | 26:17               | 27             | 58         | 1         | 45         | 22          | 2              | 298        | 2         | 72           | 356                  | 3         |  |
| Stanford          | 7            | 14                 | 31:23               | 32             | 94         | 0         | 33         | 18          | 2              | 167        | 1         | 65           | 261                  | 1         |  |
| at California     | 30           | 24                 | 28:37               | 38             | 219        | 1         | 31         | 16          | 1              | 188        | 2         | 69           | 407                  | 3         |  |

## Defensive Statistics

| <i>Opponent</i> | <i>Asomugha</i> |            |           | <i>Banta-Cain</i> |            |           | <i>Daniels</i>  |            |           | <i>Watts</i>    |            |           | <i>Nixon</i>    |            |           |
|-----------------|-----------------|------------|-----------|-------------------|------------|-----------|-----------------|------------|-----------|-----------------|------------|-----------|-----------------|------------|-----------|
|                 | <i>UT-AT-TT</i> | <i>TFL</i> | <i>SK</i> | <i>UT-AT-TT</i>   | <i>TFL</i> | <i>SK</i> | <i>UT-AT-TT</i> | <i>TFL</i> | <i>SK</i> | <i>UT-AT-TT</i> | <i>TFL</i> | <i>SK</i> | <i>UT-AT-TT</i> | <i>TFL</i> | <i>SK</i> |
| Baylor          | 2-3-5           | 1.5-6      | 0-0       | 3-0-3             | 3-14       | 1-11      | 6-2-8           | 1-1        | 0-0       | 2-1-3           | 0-0        | 0-0       | 5-1-6           | 1-1        | 0-0       |
| New Mexico St.  | 8-0-8           | 0-0        | 0-0       | 5-1-6             | 5-26       | 4.5-26    | 1-0-1           | 0-0        | 0-0       | 6-0-6           | 0-0        | 0-0       | 5-1-6           | 1-1        | 0-0       |
| at Michigan St. | 3-0-3           | 0-0        | 0-0       | 1-1-2             | 2-9        | 5-8       | 3-2-5           | 1-2        | 0-0       | 2-3-5           | 0-0        | 0-0       | 0-2-2           | 1-4        | 0-0       |
| Air Force       | 3-1-4           | 1-2        | 0-0       | 1-1-2             | 1-8        | 0-0       | 3-4-7           | 0-0        | 0-0       | 10-1-11         | 1-3        | 0-0       | 8-2-10          | 0-0        | 0-0       |
| Washington St.  | 4-2-6           | 1-6        | 0-0       | 2-1-3             | 1-0        | 0-0       | 8-1-9           | 1-1        | 0-0       | 1-1-2           | 0-0        | 0-0       | INJ             |            |           |
| at Washington   | 3-1-4           | 0-0        | 0-0       | 2-2-4             | 1-5        | 1-5       | 3-7-10          | 0-0        | 0-0       | 3-2-5           | 0-0        | 0-0       | 5-1-6           | 1-1        | 0-0       |
| at USC          | 3-1-4           | 0-0        | 0-0       | 3-0-3             | 1-1        | 0-0       | 5-1-6           | 0-0        | 0-0       | 13-2-15         | 0-0        | 0-0       | 4-0-4           | 2-7        | 1-6       |
| UCLA            | 3-0-3           | 0-0        | 0-0       | 3-0-3             | 2-21       | 1-20      | 3-0-3           | 0-0        | 0-0       | 7-0-7           | 0-0        | 0-0       | 3-1-4           | 2-12       | 1.5-12    |
| at Oregon St.   | 4-1-5           | 0-0        | 0-0       | 1-0-1             | 0-0        | 0-0       | 3-1-4           | 0-0        | 0-0       | 4-5-9           | 0-0        | 0-0       | 3-1-4           | 1-1        | 0-0       |
| at Arizona St.  | 2-0-2           | 0-0        | 0-0       | 3-0-3             | 3-21       | 2-15      | 2-2-4           | 0-0        | 0-0       | 3-4-7           | 5-0        | 0-0       | 2-3-5           | 2-2        | 0-0       |
| Arizona         | 3-1-4           | 0-0        | 0-0       | 3-2-5             | 3-15       | 2-14      | 7-2-9           | 3-8        | 0-0       | 4-0-4           | 0-0        | 0-0       | 9-0-9           | 3-10       | 1-8       |
| Stanford        | 4-1-5           | 0-0        | 0-0       | 2-1-3             | 2-10       | 1-5       | 1-1-2           | 1-1        | 0-0       | 6-0-6           | 1-1        | 0-0       | 3-2-5           | 0-0        | 0-0       |

# 2002 STARTERS

## 2002 Game-by-Game Starters

### Offense

| Opponent        | WR        | LT     | LG      | C     | RG     | RT        | TE            | WR        | QB     | FB        | TB    |
|-----------------|-----------|--------|---------|-------|--------|-----------|---------------|-----------|--------|-----------|-------|
| Baylor          | McArthur  | Wilson | Tercero | Jones | Giesel | C. Murphy | Gray (WR)     | Makonnen  | Boller | Williams  | Igber |
| New Mexico St.  | McArthur  | Wilson | Tercero | Jones | Giesel | C. Murphy | Swoboda       | Makonnen  | Boller | Hall (TE) | Igber |
| at Michigan St. | McArthur  | Wilson | Tercero | Jones | Giesel | C. Murphy | Swoboda       | Makonnen  | Boller | Manderino | Igber |
| Air Force       | McArthur  | Wilson | Tercero | Jones | Giesel | C. Murphy | Swoboda       | Makonnen  | Boller | Hall (TE) | Igber |
| Washington St.  | McArthur  | Wilson | Tercero | Jones | Giesel | C. Murphy | Swoboda       | Makonnen  | Boller | Manderino | Igber |
| at Washington   | Hall (TE) | Wilson | Tercero | Jones | Hays   | C. Murphy | Swoboda       | Makonnen  | Boller | Manderino | Igber |
| at USC          | Ward      | Wilson | Tercero | Jones | Giesel | C. Murphy | Swoboda       | Makonnen  | Boller | Manderino | Igber |
| UCLA            | McArthur  | Wilson | Tercero | Jones | Giesel | C. Murphy | Swoboda       | Ward      | Boller | Hall (TE) | Igber |
| at Oregon St.   | Ward      | Wilson | Tercero | Jones | Giesel | C. Murphy | Swoboda       | Makonnen  | Boller | Hall (TE) | Igber |
| at Arizona St.  | Ward      | Wilson | Tercero | Jones | Giesel | C. Murphy | Swoboda       | Hall (TE) | Boller | Manderino | Igber |
| Arizona         | Ward      | Wilson | Tercero | Jones | Giesel | C. Murphy | McArthur (WR) | Makonnen  | Boller | Manderino | Igber |
| Stanford        | Ward      | Wilson | Tercero | Jones | Giesel | C. Murphy | Swoboda       | Makonnen  | Boller | Manderino | Igber |

### Defense

| Opponent        | DE        | DT       | DT        | DE         | OLB    | MLB      | OLB    | CB       | ROV       | FS    | CB     |
|-----------------|-----------|----------|-----------|------------|--------|----------|--------|----------|-----------|-------|--------|
| Baylor          | Gustavson | Sverchek | Alexander | Banta-Cain | Nixon  | Daniels  | Ugenti | Powell   | Asomugha  | Watts | Bethea |
| New Mexico St.  | Gustavson | Nwangwu  | Beckham   | Banta-Cain | Nixon  | Klotsche | Ugenti | Powell   | Asomugha  | Watts | Bethea |
| at Michigan St. | Gustavson | Nwangwu  | Beckham   | Banta-Cain | Nixon  | Klotsche | Ugenti | Powell   | Asomugha  | Watts | Bethea |
| Air Force       | Cherry    | Nwangwu  | Beckham   | Banta-Cain | Nixon  | Daniels  | Ugenti | Powell   | Asomugha  | Watts | Bethea |
| Washington St.  | Cherry    | Nwangwu  | Beckham   | Banta-Cain | Hunter | Daniels  | Ugenti | Powell   | Asomugha  | Watts | Bethea |
| at Washington   | Cherry    | Nwangwu  | Beckham   | Banta-Cain | Hunter | Daniels  | Ugenti | Asomugha | McCleskey | Watts | Bethea |
| at USC          | Gustavson | Nwangwu  | Beckham   | Banta-Cain | Hunter | Daniels  | Ugenti | Asomugha | McCleskey | Watts | Bethea |
| UCLA            | Cherry    | Nwangwu  | Alexander | Banta-Cain | Hunter | Daniels  | Hosey  | Asomugha | McCleskey | Watts | Powell |
| at Oregon St.   | Canada    | Nwangwu  | Alexander | Banta-Cain | Hunter | Daniels  | Ugenti | Asomugha | McCleskey | Watts | Powell |
| at Arizona St.  | Canada    | Nwangwu  | Alexander | Banta-Cain | Nixon  | Daniels  | Hosey  | Asomugha | McCleskey | Watts | Powell |
| Arizona         | Canada    | Nwangwu  | Alexander | Banta-Cain | Nixon  | Daniels  | Hosey  | Asomugha | McCleskey | Watts | Powell |
| Stanford        | Canada    | Nwangwu  | Alexander | Banta-Cain | Nixon  | Daniels  | Hosey  | Asomugha | McCleskey | Watts | Powell |

## 2002 Red Zone Statistics


### Cal Offense (inside opponent 20-yard-line)

| Opponent        | Score | Inside 20 | Scored | Points | TD | Rush TD | Pass TD | FGM | FGA | Downs | Int | Fum | Half | Game |
|-----------------|-------|-----------|--------|--------|----|---------|---------|-----|-----|-------|-----|-----|------|------|
| Baylor          | 70-22 | 6         | 6      | 42     | 6  | 3       | 3       | 0   | 0   | 0     | 0   | 0   | 0    | 0    |
| New Mexico St.  | 34-13 | 6         | 6      | 34     | 4  | 2       | 2       | 2   | 2   | 0     | 0   | 0   | 0    | 0    |
| at Michigan St. | 46-22 | 4         | 4      | 20     | 2  | 1       | 1       | 2   | 2   | 0     | 0   | 0   | 0    | 0    |
| Air Force       | 21-23 | 5         | 4      | 15     | 1  | 0       | 1       | 3   | 4   | 0     | 0   | 0   | 0    | 0    |
| Washington St.  | 38-48 | 4         | 4      | 24     | 3  | 2       | 1       | 1   | 1   | 0     | 0   | 0   | 0    | 0    |
| at Washington   | 34-27 | 2         | 2      | 14     | 2  | 0       | 2       | 0   | 0   | 0     | 0   | 0   | 0    | 0    |
| at USC          | 28-30 | 4         | 4      | 28     | 4  | 2       | 2       | 0   | 0   | 0     | 0   | 0   | 0    | 0    |
| UCLA            | 17-12 | 2         | 2      | 10     | 1  | 1       | 0       | 1   | 1   | 0     | 0   | 0   | 0    | 0    |
| at Oregon St.   | 13-24 | 4         | 2      | 10     | 1  | 1       | 0       | 1   | 2   | 0     | 1   | 0   | 0    | 0    |
| at Arizona St.  | 55-38 | 5         | 4      | 24     | 3  | 0       | 3       | 1   | 1   | 0     | 0   | 0   | 0    | 1    |
| Arizona         | 41-52 | 2         | 2      | 10     | 1  | 0       | 1       | 1   | 1   | 0     | 0   | 0   | 0    | 0    |
| Stanford        | 30-7  | 4         | 1      | 3      | 0  | 0       | 0       | 1   | 3   | 1     | 0   | 0   | 0    | 0    |

### Cal Defense (inside Cal 20-yard-line)

| Opponent        | Score | Inside 20 | Scored | Points | TD | Rush TD | Pass TD | FGM | FGA | Downs | Int | Fum | Half | Game |
|-----------------|-------|-----------|--------|--------|----|---------|---------|-----|-----|-------|-----|-----|------|------|
| Baylor          | 70-22 | 3         | 2      | 15     | 2  | 2       | 0       | 2   | 2   | 0     | 1   | 0   | 0    | 0    |
| New Mexico St.  | 34-13 | 2         | 2      | 6      | 0  | 0       | 0       | 2   | 2   | 0     | 0   | 0   | 0    | 0    |
| at Michigan St. | 46-22 | 5         | 2      | 14     | 2  | 0       | 2       | 0   | 0   | 1     | 1   | 1   | 0    | 0    |
| Air Force       | 21-23 | 4         | 3      | 23     | 3  | 3       | 0       | 1   | 1   | 0     | 0   | 1   | 0    | 0    |
| Washington St.  | 38-48 | 5         | 4      | 28     | 4  | 1       | 3       | 0   | 0   | 0     | 0   | 0   | 0    | 1    |
| at Washington   | 34-27 | 3         | 3      | 12     | 1  | 1       | 0       | 2   | 2   | 0     | 0   | 0   | 0    | 0    |
| at USC          | 28-30 | 5         | 5      | 23     | 2  | 1       | 1       | 3   | 3   | 0     | 0   | 0   | 0    | 0    |
| UCLA            | 17-12 | 4         | 1      | 7      | 1  | 1       | 0       | 0   | 1   | 1     | 0   | 1   | 0    | 0    |
| at Oregon St.   | 13-24 | 4         | 4      | 24     | 3  | 3       | 0       | 1   | 1   | 0     | 0   | 0   | 0    | 0    |
| at Arizona St.  | 55-38 | 4         | 3      | 17     | 2  | 1       | 1       | 1   | 1   | 0     | 1   | 0   | 0    | 0    |
| Arizona         | 41-52 | 5         | 5      | 31     | 4  | 1       | 3       | 1   | 1   | 0     | 0   | 0   | 0    | 0    |
| Stanford        | 30-7  | 1         | 1      | 7      | 1  | 0       | 1       | 0   | 0   | 0     | 0   | 0   | 0    | 0    |

# KEY 2002 SENIOR BIOGRAPHIES



## Nnamdi Asomugha

**CB 6-2 210**  
**Los Angeles, CA (Narbonne HS)**

Rangy defensive back provided outstanding senior leadership last season, starting his first five games at the rover position and his final seven contests at cornerback ... drafted in the first round (31st overall) by the Oakland Raiders ... started 32 games for the Bears over his last three seasons ... stacked up 187 career tackles at Cal, including 53 stops as a senior ... claimed three interceptions and broke up a team-high 10 passes last year ... returned an interception 85 yards for a touchdown in Cal's 55-38 upset win at Arizona State Nov. 9 ... despite missing one game and two starts as a junior, ranked third on club with 54 tackles in 2001 ... opened the campaign with a team-high eight tackles vs. Illinois in his season debut ... shined in the Big Game at Stanford, reeling off seven tackles (including 2 for losses), two interceptions and 2 passes defended ... returned one of the picks 16 yards for a first-quarter touchdown ... in the 2000 contest at Illinois, had a career-high 15 tackles – the most for any Cal player during the year – and added a fumble recovery and two pass deflections ... played a big role in Cal's win over UCLA, returning an interception 31 yards for a touchdown to earn Pac-10 Defensive Player of the Week and Bronko Nagurski National Defensive Player of the Week honors.

### Asomugha's Career Statistics

| Year          | UT         | AT        | TT         | Loss           | Sacks       | Int      | BR        |
|---------------|------------|-----------|------------|----------------|-------------|----------|-----------|
| 1999          | 3          | 1         | 4          | 0-0            | 0.0         | 0        | 0         |
| 2000          | 48         | 28        | 76         | 7-31           | 3-16        | 1        | 5         |
| 2001          | 40         | 14        | 54         | 7-15           | 0-0         | 3        | 1         |
| 2002          | 42         | 11        | 53         | 4.5-21         | 0-0         | 3        | 10        |
| <b>Totals</b> | <b>133</b> | <b>54</b> | <b>187</b> | <b>18.5-67</b> | <b>3-16</b> | <b>7</b> | <b>16</b> |



Nnamdi Asomugha



## Tully Banta-Cain

**DE 6-4 260**  
**Mountain View, CA (Fremont HS)**

A pass-rushing specialist who ranked among Pac-10 leaders in sacks and tackles for loss each of the last two seasons ... pummeled opposing quarterbacks for 26.5 career sacks to rank No. 3 on Cal's all-time list behind only Andre Carter (31.0) and Regan Upshaw (28.0) ... his 13 sacks and 22 tackles for loss both ranked second behind Arizona State's Terrell Suggs among Pac-10 leaders in '02 ... his 13 sacks as a senior were only one-half sack shy of Cal's single season record of 13.5, set by Carter in 2000 ... named team's Defensive MVP following the 2002 campaign ... had multi-sack games three times in 2002 ... originally came to Cal as an outside linebacker, but made the switch to rush end as a redshirt-freshman ... a ranked third in tackles for loss

(17 for 80 yards) and fourth in sacks (eight) among Pac-10 leaders his junior year ... punctuated his season in the Rutgers finale, ripping off six tackles (including five for losses of 31 yards and four sacks) against the host Scarlet Knights to earn Pac-10 Defensive Player of the Week honors ... won the Brick Muller Award as Cal's most valuable defensive lineman ... in 2000, finished eighth in the Pac-10 with six sacks among his 13 tackles for loss ... gained his first start in the season-opener against Utah.

### Banta-Cain's Career Statistics

| Year          | UT        | AT        | TT         | Loss          | Sacks           | Int      | FR       |
|---------------|-----------|-----------|------------|---------------|-----------------|----------|----------|
| 1999          | 4         | 1         | 5          | 0-0           | 0-0             | 0        | 0        |
| 2000          | 31        | 4         | 35         | 13-92         | 5.5-73          | 0        | 1        |
| 2001          | 26        | 7         | 33         | 17-80         | 8-57            | 0        | 0        |
| 2002          | 30        | 9         | 39         | 22-126        | 13-100          | 0        | 2        |
| <b>Totals</b> | <b>91</b> | <b>21</b> | <b>102</b> | <b>52-298</b> | <b>26.5-230</b> | <b>0</b> | <b>3</b> |



## Kyle Boller

**QB 6-4 225**  
**Newhall, CA (Hart HS)**

Perhaps the nation's most improved quarterback in 2002, he finally realized his enormous potential under the tutelage of first-year head coach Jeff Tedford ... one of 14 semifinalists for the Davey O'Brien Award, which is presented annually to college football's top quarterback ... a first round NFL draft choice of the Baltimore Ravens ... capped his collegiate career as a four-year starter with one of the greatest passing seasons in school history in earning All-Pac-10 second team notice ... passing such legendary Cal quarterbacks as Craig Morton, Joe Kapp, Steve Bartkowski and Joe Roth, finished No. 2 on the Bears' career passing yardage list with 7,980 yards and broke the school's all-time TD pass mark with 64 during his tenure in Berkeley ... his 64 TD tosses also rank seventh among Pac-10 career leaders ... Boller's 2,815 yards and 28 TD passes in 2002 both rank second on Cal's all-time single season chart ... the only Pac-10 QB this past season to throw for five touchdown passes twice this season (at Washington and Arizona State) ... also the only conference player to win Pac-10 Player of the Week award three times in 2002, earning the award after leading the Golden Bears to upset road victories over nationally-ranked Michigan State (#15), Washington (#12) and Arizona State (#25) ... his 7,980 passing yards also ranks 14th on the conference career list ... also tied the school mark for most touchdowns responsible for with 32 this past season – an average of 2.66 per game – also rushing for three scores and catching a pass for another touchdown ... his 16.0 points per game ranked second in the Pac-10 (behind USC's Carson Palmer) and seventh nationally in Points Responsible For ... drew 40 starting assignments in four years at Cal ... as a junior, completed 21-of-36 passes for 265 yards with four TDs and no interceptions in a heart-breaking 31-28 loss to Washington ... finished the season with a flourish, producing 278 yards (19-for-46) in a last-minute 35-28 defeat at Stanford and adding 193 yards (15-for-26) in a 20-10 win at Rutgers Nov. 23 ... at 2001 Cal football awards banquet, was bestowed both the Ken Cotton Award (most courageous) and Frank Schlessinger Coaches Award (athletic, academic excellence and community service) ... as a sophomore, ranked sixth in the Pac-10 in passing yards with 192.8 ypg ... as a true freshman, moved into the starting lineup in the Pac-10 opener vs. Arizona State and stayed there for eight games before separating a shoulder vs. Oregon Nov. 13 ... named to the Pac-10 All-Freshman team by the *Seattle Post-Intelligencer*.

### Boller's Career Statistics

| Year          | Att         | Comp       | Int       | Pct         | Yds         | TD        | Long      |
|---------------|-------------|------------|-----------|-------------|-------------|-----------|-----------|
| 1999          | 259         | 100        | 15        | 38.6        | 1303        | 9         | 83        |
| 2000          | 349         | 163        | 13        | 46.7        | 2121        | 15        | 81        |
| 2001          | 272         | 134        | 10        | 49.3        | 1741        | 12        | 48        |
| 2002          | 421         | 225        | 10        | 53.4        | 2815        | 28        | 55        |
| <b>Totals</b> | <b>1301</b> | <b>621</b> | <b>48</b> | <b>47.7</b> | <b>7980</b> | <b>64</b> | <b>83</b> |



## Tom Canada

**DE 6-3 260**  
**Visalia, CA (Hancock JC)**

A high-energy defensive end who brought intensity and physical play to the position ... earned All-Pac-10 honorable mention honors in '02 ... ranked fifth in sacks (12) in the Pac-10 despite missing the Bears' first three games ... his 1.33 sacks per contest was the second-best figure in the conference behind


Arizona State's Terrell Suggs (1.71), and his 0.67 forced fumbles per outing led the Pac-10 ... he and first team All-Pac-10 defensive end Tully Banta-Cain (13 sacks) formed the best one-two sack threat in the Pac-10 last year, ranking second and fifth, respectively ... earned Pac-10 Defensive Player of the Week honors Oct. 19, when he ransacked UCLA for two sacks and caused two fumbles in a 17-12 Bear win ... received the Dink Artal Award, given to the player best exemplifying Cal spirit, and also the Stub Allison Award, given to Cal's Most Inspiration Player ... signed with Cal out of Hancock JC in time to join the Bears for the spring 2001 semester.

### Canada's Career Statistics

| Year          | UT        | AT        | TT        | Loss          | Sacks           | Int      | FR       |
|---------------|-----------|-----------|-----------|---------------|-----------------|----------|----------|
| 2001          | 14        | 8         | 22        | 5-27          | 2.5-25          | 0        | 3        |
| 2002          | 18        | 5         | 23        | 13-100        | 12-99           | 0        | 1        |
| <b>Career</b> | <b>32</b> | <b>13</b> | <b>45</b> | <b>18-127</b> | <b>14.5-124</b> | <b>0</b> | <b>4</b> |



Tom Canada



## Joe Igber

**TB 5-8 190**  
**Honolulu, HI (Iolani HS)**

In zooming to 1,130 yards on 241 carries this past season, the Nigerian native became Cal's first player to rush for 1,000 yards in a season since 1993 (Lindsey Chapman, 1,037) and only the ninth Bear to do so in history ... averaged 94.2 rushing yards per game to rank third in Pac-10 ... finished his career as

Cal's No. 2 all-time rusher (3,124 yards) and ranked No. 4 in all-purpose yardage (3,879) ... bolted for career-best 226 yards on 26 carries in season-ending 30-7 win over Stanford, producing the greatest rushing effort in 105 years of the Big Game ... it marked the 10th time in his career that he had rushed for at least 100 yards in a game, tying the late John Olszewski for third most in Cal history ... rushed for 144 yards at Arizona State ... his 1,130 yards in 2002 were the third-highest single season total in school history ...

led the Bears in rushing in his freshman, sophomore and senior years, and was leading Cal as a junior in 2001 before suffering a season-ending injury (fractured clavicle) ... if not for the injury, he may have become first player since John Tuggle (1980-82) to lead Bears in rushing three consecutive years ... one of only three running backs in school history to rush for at least 180 yards in a game twice (also Russell White and Paul Jones) ... earned honorable mention All-Pac-10 and first team Pac-10 All-Academic honors as a sophomore ... rushed for 901 yards, good for fifth in the Pac-10 and 10th on Cal's all-time season list ... ran for 181 yards on just 15 carries at Arizona State ... ended his freshman season with 694 yards, finishing seventh in the Pac-10 rushing derby despite the fact he started only four games ... became the first frosh in Cal history to put together back-to-back 100-yard games ... set a Cal freshman rushing record with 182 yards (since broken by Terrell Williams) on 25 carries vs. Washington.

### Igber's Career Statistics

| Year          | Att        | Yds         | Avg        | TD        | Long      |
|---------------|------------|-------------|------------|-----------|-----------|
| 1999          | 148        | 694         | 4.7        | 2         | 55        |
| 2000          | 195        | 901         | 4.6        | 5         | 80        |
| 2001          | 94         | 399         | 4.2        | 2         | 39        |
| 2002          | 241        | 1130        | 4.7        | 7         | 55        |
| <b>Totals</b> | <b>678</b> | <b>3124</b> | <b>4.6</b> | <b>16</b> | <b>80</b> |

| Year          | Rec       | Yds        | Avg        | TD       | Long      |
|---------------|-----------|------------|------------|----------|-----------|
| 1999          | 13        | 78         | 6.0        | 0        | 19        |
| 2000          | 23        | 229        | 10.0       | 2        | 36        |
| 2001          | 16        | 139        | 8.7        | 2        | 25        |
| 2002          | 34        | 309        | 9.1        | 3        | 30        |
| <b>Totals</b> | <b>86</b> | <b>755</b> | <b>8.8</b> | <b>7</b> | <b>36</b> |



## Mark Jensen

**PK 6-2 205**  
**Pleasant Grove, UT (Pleasant Grove HS)**

Earned All-Pac-10 honorable mention each of his last three seasons ... made 69.2 percent (45 of 65) of his field goal chances and 97.3 percent (109 of 112) of his PATs during his Cal career ... emerged as one of the nation's most prolific kickers in 2002 ... among his 2002 honors, named one of 20 semifinalists for the Lou Groza Collegiate Placekicker Award and earned Pac-10 Special Teams Player of the Week Sept. 21 when he kicked a school-record five field goals in a 23-21 loss to Air Force ... set the school's modern day record for points scored (107) in a season, while his 8.92 ppg average ranked second in the Pac-10 and 17th nationally ... his 70.4% success rate in field goal attempts (19 of 27) this past season led the conference, while his 1.58 field goals per game ranked seventh nationally ... boomed a career-best 51-yard FG at Michigan State and 50-yarder at Oregon State, becoming one of only seven kickers in Cal history to convert two field goals from 50 yards or beyond ... named to the 2002 Pac-10 All-Academic first team ... as a junior, his longest field goal was a 45-yarder at Washington State ... missed only one field goal attempt after Sept. 22, ramming through seven of eight tries thereafter ... led Cal in scoring with 58 points his sophomore year ... handled kickoff duties his freshman season ... took over starting placekicking duties early in the BYU game.

### Jensen's Career Statistics

| Year          | FG        | FGA       | XP         | XPA        | Pts        |
|---------------|-----------|-----------|------------|------------|------------|
| 1999          | 4         | 8         | 12         | 13         | 24         |
| 2000          | 11        | 16        | 25         | 26         | 58         |
| 2001          | 11        | 14        | 22         | 22         | 55         |
| 2002          | 19        | 27        | 50         | 51         | 107        |
| <b>Totals</b> | <b>45</b> | <b>65</b> | <b>109</b> | <b>112</b> | <b>244</b> |



Daniel Nwangwu




## Daniel Nwangwu

**DT 6-4 290**  
**Sugar Land, TX (Kempner HS)**

Started parts of the each of his last four seasons ... started final 11 games for the Bears in 2002, posting 31 tackles (including 27 solo) and recovering a team-high three fumbles ... played tight end in high school, then evolved into a starting defensive tackle at Cal a year later as a true freshman ... as a junior, dumped the quarterback four times for 27 yards, second-highest sack total on the team... best games came against Washington (5 tackles, including two for losses of eight yards and 1 sack) and UCLA (four tackles, three sacks for minus-21 yards) ... began the 2000 year as a starter on the line, but moved into a reserve role later in the year ... played well at USC, making three tackles and returning a fumble four yards to the USC 7-yard-line to set up a Cal touchdown in the second quarter ... saw action in all 11 games as a true freshman and moved into the starting line-up for good over the final three games of the season ... only defensive lineman not to miss a single day of practice during the year ... had seven tackles behind the line of scrimmage for minus 25 yards, including a pair of sacks.

### Nwangwu's Career Statistics

| Year          | UT        | AT        | TT        | Loss         | Sacks       | Int      | FR       |
|---------------|-----------|-----------|-----------|--------------|-------------|----------|----------|
| 1999          | 7         | 5         | 12        | 7-25         | 2-18        | 0        | 1        |
| 2000          | 9         | 3         | 12        | 0-0          | 0-0         | 0        | 1        |
| 2001          | 17        | 5         | 22        | 5-29         | 4-27        | 0        | 0        |
| 2002          | 27        | 4         | 31        | 1.5-2        | 0-0         | 0        | 3        |
| <b>Totals</b> | <b>60</b> | <b>17</b> | <b>77</b> | <b>13-56</b> | <b>6-45</b> | <b>0</b> | <b>5</b> |



## Jemeel Powell

**CB 6-1 190**  
**Los Angeles, CA (Serra HS)**

A multi-talented performer who earned 2002 All-Pac-10 second team honors at cornerback as a senior ... tied for Pac-10 lead with five interceptions (0.42 per game), giving him 10 career picks to tie for seventh place on the school's all-time list ... also broke up 13 passes in 2002, with his career total of 32 ranking second on Cal's all-time chart ... registered 42 tackles on the season, including 35 solo stops, in starting 10 of the club's 12 games this past year ... also averaged 12.2 yards per punt return to rank third in the conference ... his 12.7 career punt return average ranks third all-time in Cal history, while his 724 punt return yards are second most only to Deltha O'Neal's 1,169 yards in 1996-99 ... became first Cal player in history to return three punts for touchdowns in a career ... returned two for TDs as a senior, a 90-yarder at Michigan State that won him Pac-10 Special Teams Player of the Week honors, and an 84-yarder in the Big Game against Stanford ... owns three of the six longest punt returns in school history, also returning one 83 yards for a score at USC in 2000 ... set a school record with an average of 18.2 yards per punt return in 2000 (5th in the NCAA) ... also led the Bears in interceptions (4) and pass deflections (school-record 16) that season ... earned second team All-Pac-10 honors as a return specialist and was an honorable mention pick at cornerback ... registered four interceptions on the year, including three that played critical roles in wins over Utah, UCLA and USC ... in the third overtime vs. UCLA, out-jumped Bruin receiver Brian Poli-Dixon for an interception in the end zone to give Cal the victory.

### Powell's Career Statistics

| Year          | UT        | AT        | TT        | Loss       | Sacks      | Int       | BR        |
|---------------|-----------|-----------|-----------|------------|------------|-----------|-----------|
| 1999          | 2         | 1         | 3         | 0-0        | 0-0        | 0         | 0         |
| 2000          | 26        | 8         | 34        | 1-9        | 1-9        | 4         | 16        |
| 2001          | 13        | 2         | 15        | 0-0        | 0-0        | 1         | 3         |
| 2002          | 37        | 5         | 42        | 0-0        | 0-0        | 5         | 13        |
| <b>Totals</b> | <b>78</b> | <b>16</b> | <b>94</b> | <b>1-9</b> | <b>1-9</b> | <b>10</b> | <b>32</b> |

| Year          | PR        | Yds        | Avg         | TD       | Long      |
|---------------|-----------|------------|-------------|----------|-----------|
| 1999          | 0         | 0          | 0.0         | 0        | 0         |
| 2000          | 12        | 218        | 18.2        | 1        | 83        |
| 2001          | 13        | 117        | 9.0         | 0        | 21        |
| 2002          | 32        | 389        | 12.2        | 2        | 90        |
| <b>Totals</b> | <b>57</b> | <b>724</b> | <b>12.7</b> | <b>3</b> | <b>90</b> |



## Tom Swoboda

**TE 6-4 240**  
**Palos Verdes, CA (Peninsula HS)**

Earned the team's Most Improved Player award after a brilliant senior season in which he caught 42 passes for 451 yards and seven touchdowns ... snared six or more passes in five games, and was named one of nine semifinalists for the John Mackey Award as the nation's best tight end ... his receptions and TD catches both ranked second on the '02 Bears ... his 42 grabs also tied for first among Pac-10 tight ends (with Washington's Kevin Ware), and are 24 more receptions than the *entire* Cal tight end corps snagged the previous season ... the 42 catches are also the fifth-most ever by a Cal tight end ... his seven TD catches were also the most by a conference tight end and the most ever by a Golden Bear tight end ... what made his senior season even more remarkable is the fact he had caught only a combined eight passes for 89 yards and no TDs in his three previous seasons in Berkeley ... started eight games and appeared in all 11 contests as a junior ... named Pac-10 All-Academic and District VIII All-Academic squads.

### Swoboda's Career Statistics

| Year          | Rec       | Yds        | Avg         | TD       | Long      |
|---------------|-----------|------------|-------------|----------|-----------|
| 2001          | 8         | 89         | 11.1        | 0        | 22        |
| 2002          | 42        | 451        | 10.7        | 7        | 36        |
| <b>Totals</b> | <b>50</b> | <b>540</b> | <b>10.8</b> | <b>7</b> | <b>36</b> |




Scott Tercero



## Scott Tercero

**OG 6-5 290**  
**Pico Rivera, CA (Loyola HS)**

Receiving a full bill of health from his past knee problems in 2001, Tercero responded with sterling back-to-back seasons to conclude his Bear career, earning All-Pac-10 second team in 2002 after gaining all-conference honorable mention honors as a junior ... started all 12 games ... anchored an offensive line that ranked third in the Pac-10 for fewest sacks allowed with 44 ... after senior season, won team strength award as "Lifter of the Year" and also given Brick Muller Award for the second time as the Most Valuable Offensive Lineman ... started majority of each of last four seasons ... perhaps Cal's most consistent performer on offensive line as a junior in '01 ... started all 11 games at right guard ... sat out the 2000 Utah opener entirely, but came off the bench to play well at Illinois and started the rest of the season ... pulled down third team Freshman All-America honors as named by *The Sporting News* ... made eight starts down the stretch.



## LaShaun Ward

**WR 6-1 200**  
**Pasadena, CA (Muir HS)**

After switching back and forth from wide receiver to cornerback back to wide receiver during his four seasons at Cal, emerged as one of the Pac-10's finest all-around athletes his senior season ... named first team All-Pac-10 as a kickoff returner ... also 39 passes for 709 yards and nine touchdowns as a senior ... springing loose for kickoff returns of 94 (vs. Arizona), 56 (at Michigan State) and 55 (at Oregon State) yards during this past year, he averaged 28.9 yards per kickoff return to rank first in the Pac-10, fifth in the NCAA and fourth on Cal's all-time single season list ... set a school mark for most kickoff return yards in a season with 809 in 2002 and finished in fifth place on Cal's career KO average chart (24.1 avg.) ... in addition, his nine TD catches as a senior tied for the third most in Cal history for a single season ... averaged 20.7 yards per reception for his career ... as a junior, tracked down 18 passes for 416 yards and four TDs in his last five games after midseason shift from the defensive secondary ... erupted for 135 yards and two touchdowns on four catches vs. Arizona Nov. 3 ... saw a significant amount of action as a redshirt-freshman ... his first collegiate interception came with just under four minutes left in the Oregon game, giving Cal the ball at the Duck 35-yard-line and a chance to pull out a victory ... played wide receiver in spot situations ... caught a 43-yard pass at Washington State and a 55-yard TD pass at BYU.

### Ward's Career Statistics

| Year          | UT        | AT       | TT        | Loss        | Sacks      | Int      | BR       |
|---------------|-----------|----------|-----------|-------------|------------|----------|----------|
| 1999          | 13        | 5        | 18        | 1-10        | 0.0        | 1        | 3        |
| 2000          | 16        | 1        | 17        | 0-0         | 0.0        | 1        | 4        |
| 2001          | 7         | 1        | 8         | 0           | 0          | 1        | 1        |
| <b>Totals</b> | <b>36</b> | <b>7</b> | <b>43</b> | <b>1-10</b> | <b>0.0</b> | <b>3</b> | <b>8</b> |

| Year          | Rec       | Yds         | Avg         | TD        | Long      |
|---------------|-----------|-------------|-------------|-----------|-----------|
| 1999          | 2         | 98          | 49.0        | 1         | 55        |
| 2001          | 18        | 416         | 23.1        | 4         | 48        |
| 2002          | 39        | 709         | 18.2        | 9         | 54        |
| <b>Totals</b> | <b>59</b> | <b>1223</b> | <b>20.7</b> | <b>14</b> | <b>55</b> |

| Year          | KOR       | Yds         | Avg         | TD       | Long      |
|---------------|-----------|-------------|-------------|----------|-----------|
| 1999          | 6         | 78          | 13.0        | 0        | 32        |
| 2000          | 5         | 70          | 14.0        | 0        | 21        |
| 2001          | 6         | 129         | 21.5        | 0        | 37        |
| 2002          | 28        | 809         | 28.9        | 1        | 94        |
| <b>Totals</b> | <b>45</b> | <b>1086</b> | <b>24.1</b> | <b>1</b> | <b>94</b> |

## Bert Watts

**SAF 6-1 205**  
**Basking Ridge, NJ (Ridge HS)**



A three-year letterman who developed into a team leader and steadying influence in the defensive backfield ... led the Bears with 80 tackles, including 61 unassisted stops, as a senior ... recorded the two highest tackle totals of the year with a career-high 15 tackles (13 unassisted) at USC and 11 tackles (10 unassisted) vs. Air Force ... also had nine stops at Oregon State and seven more vs. both UCLA and Arizona State ... recovered a fumble vs. the Sun Devils ... received the Joe Roth Award as the Cal player best exemplifying courage, attitude and sportsmanship ... started one game his junior season at UCLA while sharing time at free safety with Dewey Hale ... led the Bears with 10 stops at Washington State that season ... had 11 stops his sophomore year at Illinois ... earned his first collegiate start the next week at Fresno State ... sat out the 1999 season with a back injury and redshirted his true freshman year in '98.

### Watts' Career Statistics

| Year          | UT         | AT        | TT         | Loss         | Sacks        | Int      | BR       |
|---------------|------------|-----------|------------|--------------|--------------|----------|----------|
| 2000          | 26         | 10        | 36         | 1-1          | 0.5-1        | 0        | 1        |
| 2001          | 17         | 11        | 28         | 2-4          | 0-0          | 0        | 1        |
| 2002          | 61         | 19        | 80         | 2.5-4        | 0-0          | 0        | 2        |
| <b>Totals</b> | <b>104</b> | <b>40</b> | <b>144</b> | <b>5.5-9</b> | <b>0.5-1</b> | <b>0</b> | <b>4</b> |

# 2002 INDIVIDUAL HONORS

## National, Conference and Team Honors

### All-Pacific-10

**Coach of the Year**  
Jeff Tedford

#### First Team

Tully Banta-Cain, DE  
LaShaun Ward, KOR

#### Second Team

Kyle Boller, QB  
Mike McGrath, ST  
Jemeel Powell, CB  
Scott Tercero, G

#### Honorable Mention

Lorenzo Alexander, DT  
Tom Canada, DE  
Mark Jensen, PK  
Matt Nixon, OLB  
Mark Wilson, OT

### Other Honors

Jeff Tedford ..... Pac-10 Coach of the Year,  
*The Sporting News*  
Tully Banta-Cain ..... All-America Second Team,  
CNNSI.Com  
Donnie McCleskey ..... Pac-10 All-Freshmen First Team,  
*The Sporting News*

### Verizon District VII All-Academic

Ryan Jones (first team)  
Chris Murphy (second team)

### Bowl Invitations

Nnamdi Asomugha ..... East-West Shrine Game, Gridiron Classic\*  
Tully Banta-Cain ..... East-West Shrine Game  
Kyle Boller ..... Senior Bowl, East-West Shrine Game\*  
Joe Igber ..... Hula Bowl  
Daniel Nwangwu ..... East-West Shrine Game  
Scott Tercero ..... East-West Shrine Game, Gridiron Classic\*  
*\*chose not to participate*

### Pac-10 Players of the Week

Kyle Boller ..... Offense—Michigan St., Sept. 14  
Jemeel Powell ..... Special Teams—Michigan St., Sept. 14  
Mark Jensen ..... Special Teams—Air Force, Sept. 21  
Kyle Boller ..... Offense—Washington, Oct. 5  
Tom Canada ..... Defense—UCLA, Oct. 19  
Kyle Boller ..... Offense—Arizona St., Nov. 9

### Pac-10 All-Academic

#### First Team

Chris Murphy ..... 3.50 (political science)  
Kristian Ericksen ..... 3.64 (American studies)

#### Second Team

Kyle Boller ..... 3.09 (American studies)  
Chris Manderino ..... 3.08 (undeclared)  
Jonathan Giesel ..... 3.32 (religious studies)  
Tom Sverchek ..... 3.03 (American studies)  
Paul Ugenti ..... 3.02 (American studies)

#### Honorable Mention

Mike McGrath  
Brian Tremblay

## 2002 Cal Football Team Awards

Bear Backer Award (most valuable player) ..... Kyle Boller (offense); Tully Banta-Cain (defense)  
Dink Artal Award (player best exemplifying Cal spirit) ..... Tom Canada  
Ken Harvey Award (academic commitment & improvement) ..... Jamaal Cherry  
Frank J Schlessinger Coaches Award (athletic, academic excellence and community service) ..... Ryan Jones  
Ken Cotton Award (most courageous player) ..... Matt Nixon  
Stub Allison Award (most inspirational player) ..... Tom Canada  
Joe Roth Award (courage, attitude and sportsmanship) ..... Bert Watts  
Andy Smith Award (most Big C time) ..... Nnamdi Asomugha  
Strength Award (lifter of the year) ..... Scott Tercero  
Big Hit Award (most "Big Hits" during the season) ..... Wendell Hunter  
Scout Team Player of the Year ..... Byron Storer (offense); Ryan Estes (defense); Tim Mixon (special teams)  
Berkeley Breakfast Club Award (outstanding Big Game player) ..... Joe Igber  
Bob Tessier Award (most improved lineman) ..... Jonathan Giesel (offense); Lorenzo Alexander (defense)  
Most Improved Player ..... Tom Swoboda  
Cort Majors Awards (team captains) ..... Kyle Boller, Joe Igber, Nnamdi Asomugha, Matt Nixon  
Bob Simmons Award (most valuable freshman) ..... Donnie McCleskey  
Most Valuable Back ..... Joe Igber  
J Scott Duncan Award (most valuable special teams player) ..... Mark Jensen  
Brick Muller Award (most valuable lineman) ..... Scott Tercero (offense); Josh Gustaveson (defense)

# 2002 PACIFIC-10 HONORS

## 2002 Final Pac-10 Standings

|                     | Conference Games |          |             |            |            | All Games |          |             |            |            |              |
|---------------------|------------------|----------|-------------|------------|------------|-----------|----------|-------------|------------|------------|--------------|
|                     | W                | L        | Pct         | Pts        | Opp        | W         | L        | Pct         | Pts        | Opp        | Streak       |
| 1. Washington State | 7                | 1        | .875        | 285        | 188        | 10        | 3        | .769        | 431        | 296        | Lost 1       |
| USC                 | 7                | 1        | .875        | 299        | 163        | 11        | 2        | .846        | 465        | 240        | Won 8        |
| 3. Arizona State    | 5                | 3        | .625        | 257        | 244        | 8         | 6        | .571        | 452        | 407        | Lost 1       |
| 4. UCLA             | 4                | 4        | .500        | 232        | 232        | 8         | 5        | .615        | 387        | 326        | Won 1        |
| Oregon State        | 4                | 4        | .500        | 211        | 180        | 8         | 5        | .615        | 414        | 267        | Lost 1       |
| <b>California</b>   | <b>4</b>         | <b>4</b> | <b>.500</b> | <b>256</b> | <b>238</b> | <b>7</b>  | <b>5</b> | <b>.583</b> | <b>427</b> | <b>318</b> | <b>Won 1</b> |
| Washington          | 4                | 4        | .500        | 232        | 233        | 7         | 6        | .538        | 398        | 342        | Lost 1       |
| 8. Oregon           | 3                | 5        | .375        | 237        | 266        | 7         | 6        | .538        | 417        | 362        | Lost 4       |
| 9. Arizona          | 1                | 7        | .125        | 143        | 250        | 4         | 8        | .333        | 227        | 310        | Lost 1       |
| Stanford            | 1                | 7        | .125        | 128        | 286        | 2         | 9        | .182        | 225        | 377        | Lost 5       |

## 2002 All-Pac-10 Teams

### First Team Offense

|    |   |
|----|---|
| QB | Jason Gesser, Sr., Washington State     |
| QB | Carson Palmer, Sr., USC                 |
| RB | Onterio Smith, Jr., Oregon              |
| RB | Steven Jackson, So., Oregon State       |
| WR | Shaun McDonald, Jr., Arizona State      |
| WR | Bobby Wade, Sr., Arizona                |
| WR | Reggie Williams, So., Washington        |
| TE | Mike Seidman, Sr., UCLA                 |
| OL | Kwame Harris, Jr., Stanford             |
| OL | Mike Saffer, Sr., UCLA                  |
| OL | Derrick Roche, Sr., Washington State    |
| OL | Jacob Rogers, Jr., USC                  |
| OL | Calvin Armstrong, So., Washington State |

### Second Team Offense

|           |                                       |
|-----------|---------------------------------------|
| QB        | Cody Pickett, Jr., Washington         |
| <b>QB</b> | <b>Kyle Boller, Sr., California</b>   |
| RB        | Justin Fargas, Sr., USC               |
| RB        | Tyler Ebell, Fr., UCLA                |
| WR        | Mike Williams, Fr., USC               |
| WR        | Keary Colbert, Jr., USC               |
| TE        | George Wrihster, Jr., Oregon          |
| OL        | Dan Weaver, Jr., Oregon               |
| OL        | Makoa Freitas, Sr., Arizona           |
| OL        | Zach Wilson, Sr., USC                 |
| OL        | Eyoseph Efseaff, So., UCLA            |
| OL        | Bryce Bohlander, Sr., UCLA            |
| <b>OL</b> | <b>Scott Tercero, Sr., California</b> |

### First Team Defense

|           |  |
|-----------|--|
| DL        | Terrell Suggs, Jr., Arizona State        |
| DL        | Eric Manning, Sr., Oregon State          |
| <b>DL</b> | <b>Tully Banta-Cain, Sr., California</b> |
| DL        | Rien Long, Jr., Washington State         |
| LB        | Richard Seigler, Jr., Oregon State       |
| LB        | Nick Barnett, Sr., Oregon State          |
| LB        | Lance Briggs, Sr., Arizona               |
| LB        | Matt Grootegoed, So., USC                |
| DB        | Troy Polamalu, Sr., USC                  |
| DB        | Marcus Trufant, Sr., Washington State    |
| DB        | Ricky Manning, Sr., UCLA                 |
| DB        | Dennis Weathersby, Sr., Oregon State     |

### Second Team Defense


|           |                                       |
|-----------|---------------------------------------|
| DL        | Kenechi Udeze, So., USC               |
| DL        | Kai Ellis, Sr., Washington            |
| DL        | Dave Ball, Jr., UCLA                  |
| DL        | Mike Patterson, So., USC              |
| LB        | Kevin Mitchell, Jr., Oregon           |
| LB        | David Moretti, Sr., Oregon            |
| LB        | Marcus Reese, Sr., UCLA               |
| DB        | Keith Lewis, Jr., Oregon              |
| <b>DB</b> | <b>Jemeel Powell, Sr., California</b> |
| DB        | Terrell Roberts, Sr., Oregon State    |
| DB        | DeShaun Hill, Sr., USC                |
| DB        | Derrick Johnson, So., Washington      |

### First Team Specialists

|            |                                      |
|------------|--------------------------------------|
| PK         | Jared Siegel, So., Oregon            |
| P          | Nate Fikse, Sr., UCLA                |
| <b>KOR</b> | <b>LaShaun Ward, Sr., California</b> |
| PR         | Keenan Howry, Sr., Oregon            |
| ST         | Ray Wells, Sr., Arizona              |

### Second Team Specialists

|           |                                      |
|-----------|--------------------------------------|
| PK        | John Anderson, Sr., Washington       |
| P         | Tim Parker, Jr., Arizona State       |
| KOR       | Allan Amundson, Sr., Oregon          |
| PR        | Bobby Wade, Sr., Arizona             |
| <b>ST</b> | <b>Mike McGrath, So., California</b> |



Scott Tercero earned second-team All-Pac-10 honors in 2002.

**Cal Honorable Mention:** DT Lorenzo Alexander, So.; DE Tom Canada, Sr.; PK Mark Jensen, Sr.; OLB Matt Nixon, Sr.; OT Mark Wilson, Jr.

**Co-Offensive Players of the Year** ..... Jason Gesser, QB, Sr., WSU  
Carson Palmer, QB, Sr., USC

**Defensive Player of the Year** ..... Terrell Suggs, DE, Jr., Arizona State

**Freshman of the Year** ..... Mike Williams, WR, USC

**Coach of the Year** ..... Jeff Tedford, California

# PACIFIC-10 TEAM STATISTICS

## Scoring Offense

|                      | G  | TD        | XP        | 2XP      | DXP      | FG        | Saf      | Pts        | Avg         |
|----------------------|----|-----------|-----------|----------|----------|-----------|----------|------------|-------------|
| 1. USC               | 13 | 60        | 54        | 0        | 0        | 17        | 0        | 465        | 35.8        |
| 2. <b>California</b> | 12 | <b>53</b> | <b>50</b> | <b>0</b> | <b>0</b> | <b>19</b> | <b>1</b> | <b>427</b> | <b>35.6</b> |
| 3. Wash. State       | 13 | 52        | 47        | 1        | 0        | 22        | 2        | 431        | 33.2        |
| 4. Arizona State     | 14 | 54        | 49        | 3        | 0        | 23        | 2        | 452        | 32.3        |
| 5. Oregon            | 13 | 51        | 49        | 0        | 0        | 20        | 1        | 417        | 32.1        |
| 6. Oregon State      | 13 | 52        | 50        | 1        | 0        | 16        | 1        | 414        | 31.8        |
| 7. Washington        | 13 | 48        | 42        | 0        | 0        | 22        | 1        | 398        | 30.6        |
| 8. UCLA              | 13 | 46        | 43        | 0        | 1        | 20        | 3        | 387        | 29.8        |
| 9. Stanford          | 11 | 28        | 24        | 3        | 0        | 9         | 0        | 225        | 20.5        |
| 10. Arizona          | 12 | 27        | 26        | 0        | 0        | 13        | 0        | 227        | 18.9        |

## Total Offense

|                      | G  | Rush        | Pass        | Plays      | Yards       | Avg        | TD        | Yds/G        |
|----------------------|----|-------------|-------------|------------|-------------|------------|-----------|--------------|
| 1. USC               | 13 | 1852        | 3988        | 1009       | 5840        | 5.8        | 58        | 449.2        |
| 2. Washington State  | 13 | 1680        | 3805        | 891        | 5485        | 6.2        | 47        | 421.9        |
| 3. Washington        | 13 | 968         | 4501        | 1075       | 5469        | 5.1        | 43        | 420.7        |
| 4. Oregon State      | 13 | 1933        | 3414        | 970        | 5347        | 5.5        | 47        | 411.3        |
| 5. Arizona State     | 14 | 1246        | 4254        | 1047       | 5500        | 5.3        | 51        | 392.9        |
| 6. Oregon            | 13 | 1893        | 2959        | 888        | 4852        | 5.5        | 47        | 373.2        |
| 7. UCLA              | 13 | 1658        | 2985        | 886        | 4643        | 5.2        | 39        | 357.2        |
| 8. <b>California</b> | 12 | <b>1296</b> | <b>2971</b> | <b>820</b> | <b>4267</b> | <b>5.2</b> | <b>45</b> | <b>355.6</b> |
| 9. Arizona           | 12 | 526         | 3477        | 790        | 4003        | 5.1        | 24        | 333.6        |
| 10. Stanford         | 11 | 1465        | 1960        | 796        | 3425        | 4.3        | 26        | 311.4        |

## Rushing Offense

|                      | G  | Att        | Yds         | Avg        | TD        | Yds/G        |
|----------------------|----|------------|-------------|------------|-----------|--------------|
| 1. Oregon State      | 13 | 502        | 1933        | 3.9        | 21        | 148.7        |
| 2. Oregon            | 13 | 476        | 1893        | 4.0        | 21        | 145.6        |
| 3. USC               | 13 | 515        | 1852        | 3.6        | 25        | 142.5        |
| 4. Stanford          | 11 | 427        | 1465        | 3.4        | 12        | 133.2        |
| 5. Washington State  | 13 | 433        | 1680        | 3.9        | 17        | 129.2        |
| 6. UCLA              | 13 | 519        | 1658        | 3.2        | 20        | 127.5        |
| 7. <b>California</b> | 12 | <b>392</b> | <b>1296</b> | <b>3.3</b> | <b>14</b> | <b>108.0</b> |
| 8. Arizona State     | 14 | 489        | 1246        | 2.5        | 20        | 89.0         |
| 9. Washington        | 13 | 454        | 968         | 2.1        | 15        | 74.5         |
| 10. Arizona          | 12 | 360        | 526         | 1.5        | 7         | 43.8         |

## Passing Offense

|                      | G  | Att        | Cmp        | Int       | Pct.        | Yds         | Avg        | TD        | Yds/G        |
|----------------------|----|------------|------------|-----------|-------------|-------------|------------|-----------|--------------|
| 1. Washington        | 13 | 621        | 372        | 14        | 59.9        | 4501        | 7.2        | 28        | 346.2        |
| 2. USC               | 13 | 494        | 313        | 10        | 63.4        | 3988        | 8.1        | 33        | 306.8        |
| 3. Arizona State     | 14 | 558        | 306        | 16        | 54.8        | 4254        | 7.6        | 31        | 303.9        |
| 4. Wash. State       | 13 | 458        | 273        | 14        | 59.6        | 3805        | 8.3        | 30        | 292.7        |
| 5. Arizona           | 12 | 430        | 246        | 14        | 57.2        | 3477        | 8.1        | 17        | 289.8        |
| 6. Oregon State      | 13 | 468        | 221        | 14        | 47.2        | 3414        | 7.3        | 26        | 262.6        |
| 7. <b>California</b> | 12 | <b>428</b> | <b>230</b> | <b>10</b> | <b>53.7</b> | <b>2971</b> | <b>6.9</b> | <b>31</b> | <b>247.6</b> |
| 8. UCLA              | 13 | 367        | 204        | 11        | 55.6        | 2985        | 8.1        | 19        | 229.6        |
| 9. Oregon            | 13 | 412        | 214        | 11        | 51.9        | 2959        | 7.2        | 26        | 227.6        |
| 10. Stanford         | 11 | 369        | 190        | 22        | 51.5        | 1960        | 5.3        | 14        | 178.2        |

## Kickoff Returns

|                      | G  | Ret       | Yds         | TD       | Avg         |
|----------------------|----|-----------|-------------|----------|-------------|
| 1. <b>California</b> | 12 | <b>43</b> | <b>1052</b> | <b>1</b> | <b>24.5</b> |
| 2. Oregon            | 13 | 44        | 1048        | 0        | 23.8        |
| 3. Oregon State      | 13 | 40        | 866         | 0        | 21.6        |
| 4. UCLA              | 13 | 46        | 991         | 0        | 21.5        |
| 5. Arizona State     | 14 | 61        | 1239        | 0        | 20.3        |
| 6. Washington State  | 13 | 42        | 797         | 1        | 19.0        |
| 7. Washington        | 13 | 39        | 726         | 0        | 18.6        |
| 8. Stanford          | 11 | 44        | 803         | 0        | 18.2        |
| 9. Arizona           | 12 | 34        | 601         | 0        | 17.7        |
| 10. USC              | 13 | 26        | 455         | 0        | 17.5        |

## Scoring Defense

|                      | G  | TD        | XP        | 2XP      | DXP      | FG        | Saf      | Pts        | Avg         |
|----------------------|----|-----------|-----------|----------|----------|-----------|----------|------------|-------------|
| 1. USC               | 13 | 27        | 26        | 1        | 1        | 16        | 0        | 240        | 18.5        |
| 2. Oregon State      | 13 | 29        | 28        | 0        | 0        | 21        | 1        | 267        | 20.5        |
| 3. Wash. State       | 13 | 35        | 32        | 1        | 0        | 16        | 2        | 296        | 22.8        |
| 4. UCLA              | 13 | 41        | 37        | 2        | 0        | 13        | 0        | 326        | 25.1        |
| 5. Arizona           | 12 | 35        | 32        | 0        | 0        | 22        | 1        | 310        | 25.8        |
| 6. Washington        | 13 | 41        | 39        | 0        | 0        | 19        | 0        | 342        | 26.3        |
| 7. <b>California</b> | 12 | <b>38</b> | <b>30</b> | <b>4</b> | <b>0</b> | <b>16</b> | <b>2</b> | <b>318</b> | <b>26.5</b> |
| 8. Oregon            | 13 | 48        | 42        | 1        | 0        | 10        | 0        | 362        | 27.8        |
| 9. Arizona State     | 14 | 50        | 43        | 1        | 0        | 20        | 1        | 407        | 29.1        |
| 10. Stanford         | 11 | 44        | 40        | 1        | 0        | 23        | 1        | 377        | 34.3        |

## Total Defense

|                      | G  | Rush        | Pass        | Plays      | Yards       | Avg        | TD        | Yds/G        |
|----------------------|----|-------------|-------------|------------|-------------|------------|-----------|--------------|
| 1. USC               | 13 | 1081        | 2623        | 842        | 3704        | 4.4        | 25        | 284.9        |
| 2. Oregon State      | 13 | 1225        | 2591        | 935        | 3816        | 4.1        | 23        | 293.5        |
| 3. Washington State  | 13 | 1134        | 3318        | 988        | 4452        | 4.5        | 31        | 342.5        |
| 4. Washington        | 13 | 1270        | 3373        | 893        | 4643        | 5.2        | 39        | 357.2        |
| 5. UCLA              | 13 | 1684        | 2967        | 908        | 4651        | 5.1        | 35        | 357.8        |
| 6. Arizona State     | 14 | 1671        | 3420        | 985        | 5091        | 5.2        | 46        | 363.6        |
| 7. Stanford          | 11 | 1460        | 2772        | 756        | 4232        | 5.6        | 40        | 384.7        |
| 8. Arizona           | 12 | 1942        | 2692        | 876        | 4634        | 5.3        | 33        | 386.2        |
| 9. <b>California</b> | 12 | <b>1368</b> | <b>3346</b> | <b>891</b> | <b>4714</b> | <b>5.3</b> | <b>35</b> | <b>392.8</b> |
| 10. Oregon           | 13 | 1536        | 3785        | 982        | 5321        | 5.4        | 48        | 409.3        |

## Rushing Defense

|                      | G  | Rush       | Yards       | Avg.       | TD        | Yds/G        |
|----------------------|----|------------|-------------|------------|-----------|--------------|
| 1. USC               | 13 | 388        | 1081        | 2.8        | 9         | 83.2         |
| 2. Washington State  | 13 | 453        | 1134        | 2.5        | 11        | 87.2         |
| 3. Oregon State      | 13 | 479        | 1225        | 2.6        | 13        | 94.2         |
| 4. Washington        | 13 | 447        | 1270        | 2.8        | 16        | 97.7         |
| 5. <b>California</b> | 12 | <b>456</b> | <b>1368</b> | <b>3.0</b> | <b>15</b> | <b>114.0</b> |
| 6. Oregon            | 13 | 507        | 1536        | 3.0        | 13        | 118.2        |
| 7. Arizona State     | 14 | 498        | 1671        | 3.4        | 18        | 119.4        |
| 8. UCLA              | 13 | 476        | 1684        | 3.5        | 15        | 129.5        |
| 9. Stanford          | 11 | 392        | 1460        | 3.7        | 18        | 132.7        |
| 10. Arizona          | 12 | 508        | 1942        | 3.8        | 18        | 161.8        |

## Passing Defense

|                      | G  | Att        | Cmp        | Int       | Pct.        | Yds         | Avg        | TD        | Yds/G        |
|----------------------|----|------------|------------|-----------|-------------|-------------|------------|-----------|--------------|
| 1. Oregon State      | 13 | 456        | 222        | 20        | 48.7        | 2591        | 5.7        | 10        | 199.3        |
| 2. USC               | 13 | 454        | 226        | 17        | 49.8        | 2623        | 5.8        | 16        | 201.8        |
| 3. Arizona           | 12 | 368        | 214        | 7         | 58.2        | 2692        | 7.3        | 15        | 224.3        |
| 4. UCLA              | 13 | 432        | 217        | 17        | 50.2        | 2967        | 6.9        | 20        | 228.2        |
| 5. Arizona State     | 14 | 487        | 243        | 22        | 49.9        | 3420        | 7.0        | 28        | 244.3        |
| 6. Stanford          | 11 | 364        | 204        | 16        | 56.0        | 2772        | 7.6        | 22        | 252.0        |
| 7. Wash. State       | 13 | 535        | 305        | 17        | 57.0        | 3318        | 6.2        | 20        | 255.2        |
| 8. Washington        | 13 | 446        | 249        | 16        | 55.8        | 3373        | 7.6        | 23        | 259.5        |
| 9. <b>California</b> | 12 | <b>435</b> | <b>253</b> | <b>15</b> | <b>58.2</b> | <b>3346</b> | <b>7.7</b> | <b>20</b> | <b>278.8</b> |
| 10. Oregon           | 13 | 475        | 272        | 18        | 57.3        | 3785        | 8.0        | 35        | 291.2        |

## Turnover Margin

|                      | G  | Gained    |           |           | Lost     |           |           | Mar        | Per/G       |
|----------------------|----|-----------|-----------|-----------|----------|-----------|-----------|------------|-------------|
|                      |    | Fum       | Int       | Tot       | Fum      | Int       | Tot       |            |             |
| 1. <b>California</b> | 12 | <b>21</b> | <b>15</b> | <b>36</b> | <b>8</b> | <b>10</b> | <b>18</b> | <b>+18</b> | <b>1.50</b> |
| 2. USC               | 13 | 19        | 17        | 36        | 8        | 10        | 18        | +18        | 1.38        |
| 3. Oregon State      | 13 | 13        | 20        | 33        | 11       | 14        | 25        | +8         | 0.62        |
| 4. Oregon            | 13 | 6         | 18        | 24        | 8        | 11        | 19        | +5         | 0.38        |
| 5. Arizona State     | 14 | 18        | 22        | 40        | 20       | 16        | 36        | +4         | 0.29        |
| 6. UCLA              | 13 | 8         | 17        | 25        | 12       | 11        | 23        | +2         | 0.15        |
| 7. Washington        | 13 | 12        | 16        | 28        | 13       | 14        | 27        | +1         | 0.08        |
| 8. Wash. State       | 13 | 8         | 17        | 25        | 15       | 14        | 29        | -4         | -0.31       |
| 9. Stanford          | 11 | 9         | 16        | 25        | 8        | 22        | 30        | -5         | -0.45       |
| 10. Arizona          | 12 | 11        | 7         | 18        | 11       | 14        | 25        | -7         | -0.58       |

**Note:** Bowl statistics are included in Pacific-10 statistics.

# PACIFIC-10 INDIVIDUAL STATS

## Rushing

|                           | G         | Att        | Yds         | Avg        | TD       | Yds/G       |
|---------------------------|-----------|------------|-------------|------------|----------|-------------|
| 1. Jackson, Steven, OSU   | 13        | 319        | 1690        | 5.3        | 15       | 130.0       |
| 2. Smith, Onterrio, ORE   | 10        | 244        | 1141        | 4.7        | 12       | 114.1       |
| <b>3. Igber, Joe, CAL</b> | <b>12</b> | <b>241</b> | <b>1130</b> | <b>4.7</b> | <b>7</b> | <b>94.2</b> |
| 4. Ebell, Tyler, UCLA     | 13        | 234        | 994         | 4.2        | 10       | 76.5        |
| 5. Green, Jermaine, WSU   | 13        | 150        | 829         | 5.5        | 9        | 63.8        |
| 6. McCullough, S., USC    | 13        | 179        | 814         | 4.5        | 8        | 62.6        |
| 7. Alexis, Rich, WASH     | 11        | 202        | 688         | 3.4        | 10       | 62.5        |
| 8. Fargas, Justin, USC    | 12        | 161        | 715         | 4.4        | 7        | 59.6        |
| 9. Carter, Kerry, STAN    | 10        | 149        | 524         | 3.5        | 2        | 52.4        |
| 10. Canidate, C., ASU     | 11        | 130        | 493         | 3.8        | 7        | 44.8        |

## Receiving

|                             | G         | Rec       | Yds        | TD       | Avg/C       | Rec/G       |
|-----------------------------|-----------|-----------|------------|----------|-------------|-------------|
| 1. Wade, Bobby, ARIZ        | 12        | 93        | 1389       | 8        | 14.9        | 7.75        |
| 2. Williams, R., WASH       | 13        | 94        | 1454       | 11       | 15.5        | 7.23        |
| 3. Williams, Mike, USC      | 13        | 81        | 1265       | 14       | 15.6        | 6.23        |
| 4. McDonald, Shaun, ASU     | 14        | 87        | 1405       | 13       | 16.1        | 6.21        |
| 5. Newson, James, OSU       | 13        | 74        | 1284       | 12       | 17.4        | 5.69        |
| 6. Colbert, Keary, USC      | 13        | 71        | 1029       | 5        | 14.5        | 5.46        |
| 7. Thurman, Andre, ARIZ     | 12        | 61        | 915        | 3        | 15.0        | 5.08        |
| 8. Riley, Jerome, WSU       | 12        | 57        | 939        | 7        | 16.5        | 4.75        |
| <b>9. Makonnen, J., CAL</b> | <b>12</b> | <b>54</b> | <b>682</b> | <b>7</b> | <b>12.6</b> | <b>4.50</b> |
| 10. Bragg, Craig, UCLA      | 13        | 55        | 889        | 8        | 16.2        | 4.23        |

## Passing

|                           | G         | Att        | Cmp        | Int       | Pct.        | Yds         | TD        | Avg/G        |
|---------------------------|-----------|------------|------------|-----------|-------------|-------------|-----------|--------------|
| 1. Pickett, C., WASH      | 13        | 612        | 365        | 14        | 59.6        | 4458        | 28        | 342.9        |
| 2. Palmer, C., USC        | 13        | 489        | 309        | 10        | 63.2        | 3942        | 33        | 303.2        |
| 3. Johnson, J., ARIZ      | 12        | 410        | 239        | 13        | 58.3        | 3327        | 16        | 277.2        |
| 4. Walter, A., ASU        | 14        | 483        | 274        | 15        | 56.7        | 3877        | 28        | 276.9        |
| 5. Gesser, J., WSU        | 13        | 402        | 236        | 13        | 58.7        | 3408        | 28        | 262.2        |
| 6. Anderson, D., OSU      | 13        | 449        | 211        | 13        | 47.0        | 3313        | 25        | 254.8        |
| <b>7. Boller, K., CAL</b> | <b>12</b> | <b>421</b> | <b>225</b> | <b>10</b> | <b>53.4</b> | <b>2815</b> | <b>28</b> | <b>234.6</b> |
| 8. Fife, J., ORE          | 13        | 367        | 190        | 10        | 51.8        | 2752        | 24        | 211.7        |
| 9. Matter, K., STAN       | 10        | 214        | 116        | 10        | 54.2        | 1219        | 8         | 121.9        |

## Total Offense

|                             | G         | Rush       | Pass        | Plays      | Total       | Yds/G        |
|-----------------------------|-----------|------------|-------------|------------|-------------|--------------|
| 1. Pickett, Cody, WASH      | 13        | -185       | 4458        | 698        | 4273        | 328.7        |
| 2. Palmer, Carson, USC      | 13        | -122       | 3942        | 539        | 3820        | 293.8        |
| 3. Walter, Andrew, ASU      | 14        | -216       | 3877        | 539        | 3661        | 261.5        |
| 4. Gesser, Jason, WSU       | 13        | -116       | 3408        | 456        | 3292        | 253.2        |
| 5. Johnson, Jason, ARIZ     | 12        | -373       | 3327        | 470        | 2954        | 246.2        |
| 6. Anderson, Derek, OSU     | 13        | -231       | 3313        | 494        | 3082        | 237.1        |
| <b>7. Boller, Kyle, CAL</b> | <b>12</b> | <b>-83</b> | <b>2815</b> | <b>493</b> | <b>2732</b> | <b>227.7</b> |
| 8. Fife, Jason, ORE         | 13        | 67         | 2752        | 443        | 2819        | 216.8        |
| 9. Jackson, Steven, OSU     | 13        | 1690       | 0           | 319        | 1690        | 130.0        |
| 10. Matter, Kyle, STAN      | 10        | 64         | 1219        | 282        | 1283        | 128.3        |

## All Purpose Yards

|                              | G         | Rush        | Rcv        | PR       | KR         | Yds         | Avg/G        |
|------------------------------|-----------|-------------|------------|----------|------------|-------------|--------------|
| 1. Wade, Bobby, ARIZ         | 12        | 4           | 1389       | 224      | 332        | 1949        | 162.4        |
| 2. Jackson, Steven, OSU      | 13        | 1690        | 165        | 0        | 0          | 1855        | 142.7        |
| 3. Smith, Onterrio, ORE      | 10        | 1141        | 78         | 0        | 175        | 1394        | 139.4        |
| <b>4. Ward, LaShaun, CAL</b> | <b>12</b> | <b>35</b>   | <b>709</b> | <b>0</b> | <b>809</b> | <b>1553</b> | <b>129.4</b> |
| <b>5. Igber, Joe, CAL</b>    | <b>12</b> | <b>1130</b> | <b>309</b> | <b>0</b> | <b>0</b>   | <b>1439</b> | <b>119.9</b> |
| 6. Williams, R., WASH        | 13        | 0           | 1454       | 0        | 0          | 1454        | 111.8        |
| 7. Perry, Tab, UCLA          | 12        | 5           | 698        | 0        | 626        | 1329        | 110.8        |
| 8. Frederick, C., WASH       | 13        | 11          | 651        | 146      | 601        | 1409        | 108.4        |
| 9. Ebell, Tyler, UCLA        | 13        | 994         | 72         | 273      | 43         | 1382        | 106.3        |
| 10. Newson, James, OSU       | 13        | 22          | 1284       | 52       | 0          | 1358        | 104.5        |

## Scoring

|                             | G         | TD       | XPT       | FG        | Pts        | Pts/G      |
|-----------------------------|-----------|----------|-----------|-----------|------------|------------|
| <b>1. Jensen, Mark, CAL</b> | <b>12</b> | <b>0</b> | <b>50</b> | <b>19</b> | <b>107</b> | <b>8.9</b> |
| 2. Dunning, Drew, WSU       | 13        | 0        | 47        | 22        | 113        | 8.7        |
| 3. Barth, Mike, ASU         | 14        | 0        | 49        | 23        | 118        | 8.4        |
| 4. Siegel, Jared, ORE       | 13        | 0        | 49        | 20        | 109        | 8.4        |
| 5. Anderson, J., WASH       | 13        | 0        | 42        | 22        | 108        | 8.3        |
| 6. Jackson, Steven, OSU     | 13        | 17       | 0         | 0         | 102        | 7.8        |
| 7. Yliniemi, Kirk, OSU      | 12        | 0        | 45        | 15        | 90         | 7.5        |
| 8. Killeen, Ryan, USC       | 13        | 0        | 47        | 16        | 95         | 7.3        |
| 9. Smith, Onterrio, ORE     | 10        | 12       | 0         | 0         | 72         | 7.2        |
| 10. Williams, Mike, USC     | 13        | 14       | 0         | 0         | 84         | 6.5        |

## Punting

|                                | G         | Punt      | Yds         | Avg         |
|--------------------------------|-----------|-----------|-------------|-------------|
| 1. Parker, Tim, ASU            | 14        | 79        | 3372        | 42.7        |
| 2. Arroyo, Jose, ORE           | 13        | 77        | 3250        | 42.2        |
| 3. Malone, Tom, USC            | 13        | 62        | 2609        | 42.1        |
| 4. Fikse, Nate, UCLA           | 13        | 71        | 2975        | 41.9        |
| 5. Basler, Kyle, WSU           | 13        | 50        | 2053        | 41.1        |
| 6. Tobey, Carl, OSU            | 13        | 74        | 2981        | 40.3        |
| 7. Johnson, Eric, STAN         | 11        | 58        | 2306        | 39.8        |
| <b>8. Fredrickson, T., CAL</b> | <b>12</b> | <b>62</b> | <b>2450</b> | <b>39.5</b> |
| 9. McLaughlin, D., WASH        | 12        | 57        | 2194        | 38.5        |
| 10. Baugher, Danny, ARIZ       | 11        | 38        | 1434        | 37.7        |

## Interceptions

|                               | G         | Int      | Yds       | TD       | Int/G       |
|-------------------------------|-----------|----------|-----------|----------|-------------|
| 1. David, Jason, WSU          | 10        | 7        | 101       | 0        | 0.70        |
| <b>2. Powell, Jemeel, CAL</b> | <b>12</b> | <b>5</b> | <b>63</b> | <b>1</b> | <b>0.42</b> |
| 3. Johnson, D., WASH          | 13        | 5        | 56        | 1        | 0.38        |
| Lewis, Keith, ORE             | 13        | 5        | 16        | 0        | 0.38        |
| Moore, Steven, ORE            | 13        | 5        | 0         | 0        | 0.38        |
| 6. Emanuel II, Ben, UCLA      | 12        | 4        | 77        | 1        | 0.33        |
| Hudson, Brett, ASU            | 12        | 4        | 66        | 0        | 0.33        |
| <b>Bethea, James, CAL</b>     | <b>12</b> | <b>4</b> | <b>48</b> | <b>0</b> | <b>0.33</b> |
| 9. Leach, Jason, USC          | 13        | 4        | 52        | 0        | 0.31        |
| Manning, Ricky, UCLA          | 13        | 4        | 47        | 1        | 0.31        |

## Sacks

|                               | G         | Solo      | Ast      | Yds        | Total       | Avg/G       |
|-------------------------------|-----------|-----------|----------|------------|-------------|-------------|
| 1. Suggs, Terrell, ASU        | 14        | 23        | 2        | 171        | 24.0        | 1.71        |
| <b>2. Banta-Cain, T., CAL</b> | <b>12</b> | <b>12</b> | <b>2</b> | <b>100</b> | <b>13.0</b> | <b>1.08</b> |
| Long, Rien, WSU               | 12        | 12        | 2        | 85         | 13.0        | 1.08        |
| 4. Swancutt, Bill, OSU        | 13        | 11        | 3        | 92         | 12.5        | 0.96        |
| <b>5. Canada, Tom, CAL</b>    | <b>9</b>  | <b>12</b> | <b>0</b> | <b>99</b>  | <b>12.0</b> | <b>1.33</b> |
| 6. Ball, Dave, UCLA           | 13        | 10        | 2        | 90         | 11.0        | 0.85        |
| 7. Brown, Isaac, WSU          | 13        | 6         | 4        | 56         | 8.0         | 0.62        |
| Grootegoed, M., USC           | 13        | 7         | 2        | 54         | 8.0         | 0.62        |
| 9. Udeze, Kenechi, USC        | 13        | 7         | 1        | 45         | 7.5         | 0.58        |
| 10. Shavies, Fred, WSU        | 13        | 6         | 2        | 55         | 7.0         | 0.54        |

## Tackles for Loss

|                               | G         | Solo      | Ast      | Yds        | Total       | Avg/G       |
|-------------------------------|-----------|-----------|----------|------------|-------------|-------------|
| 1. Suggs, Terrell, ASU        | 14        | 27        | 9        | 203        | 31.5        | 2.25        |
| <b>2. Banta-Cain, T., CAL</b> | <b>12</b> | <b>20</b> | <b>4</b> | <b>126</b> | <b>22.0</b> | <b>1.83</b> |
| 3. Long, Rien, WSU            | 12        | 19        | 5        | 108        | 21.5        | 1.79        |
| 4. Swancutt, Bill, OSU        | 13        | 19        | 4        | 113        | 21.0        | 1.62        |
| 5. Barnett, Nick, OSU         | 13        | 16        | 9        | 72         | 20.5        | 1.58        |
| 6. Hopoi, Manase, WASH        | 13        | 14        | 6        | 52         | 17.0        | 1.31        |
| 7. Grootegoed, M., USC        | 13        | 15        | 3        | 81         | 16.5        | 1.27        |
| 8. Udeze, Kenechi, USC        | 13        | 16        | 0        | 65         | 16.0        | 1.23        |
| 9. Unck, Mason, ASU           | 14        | 11        | 7        | 50         | 14.5        | 1.04        |
| 10. Manning, Eric, OSU        | 13        | 12        | 4        | 48         | 14.0        | 1.08        |